



PIANO STRUTTURALE

LR 65/2014 Norme per il governo del territorio

Articolo 19

Comune di Orbetello:

Sindaco: Andrea Casamenti

Assessore urbanistica: Luca Teglia

Garante della comunicazione e ufficio urbanistica: Arch. Francesca Olivi

Responsabile del procedimento: segretario generale Giovanni La Porta

Raggruppamento temporaneo:

Arch. Silvia Viviani

progettista e capogruppo

Epsus - Musa srl

Cresme Ricerche spa

Gruppo di lavoro:

Arch. Francesca Masi

Arch. Lucia Ninno

Elaborazioni grafiche e GIS:

Barbara Croci, Lorenzo Zoppi

Gruppo di lavoro:

Arch. Luigi Pingitore

Arch. Eleonora Giannini

Gruppo di lavoro:

Dott. Enrico Campanelli

Dott. Francesco Toso

Apporti specialistici:

Pianificazione dello spazio marittimo e di adattamento climatico:

Prof. Arch. Francesco Musco con Prof. Dott. Denis Maragno, Dott. Niccolò Bassan,

Arch. Alberto Innocenti

Aspetti ecosistemici, ambientali e naturalistici, flora e fauna marina:

Dott. Maurizio De Pirro

Aspetti geologici, geomorfologici e idrologico idraulici:

Studi IdroGeo Service srl e Hydrogeo Ingegneria srl

Comune di Orbetello

Provincia di Grosseto

IDR.35

Modello 3 Talamone - Tavola 6

Libretti sezioni e profili con livelli idrometrici

TR=30-200 anni

2020

TORRENTE OSA

TORRENTE OSA
SEZIONE N° 00140__13

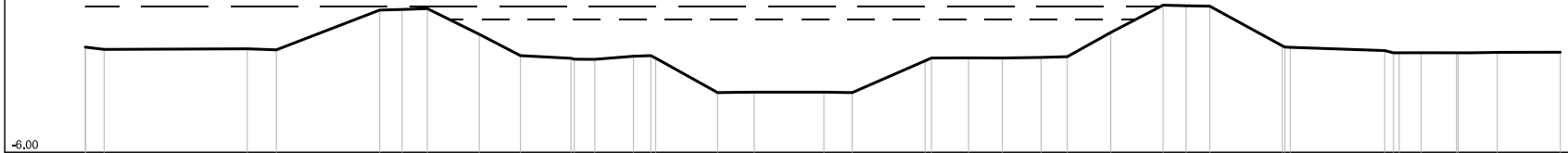
LEGENDA:

TR030 H = 3,44 m. s.l.m. ---

TR200 H = 4,37 m. s.l.m. ---

SCALA DISTANZE 1:500
SCALA QUOTE 1:500

-6,00



PUNTI	1	3	4	5	6	7	8	9	10	11	13	14	15	17	18	19	20	21	23	24	25	26	27	28	29	30	31	34	35	37	38	40	41
QUOTE [m s.l.m.]	1,49	1,33	1,38	1,30	4,14	4,18	4,24	2,41	0,89	0,70	0,63	0,85	0,89	-1,75	-1,71	-1,71	-1,75	0,52	0,73	0,72	0,76	0,82	2,54	4,49	4,45	4,41	1,59	1,08	1,08	1,09	1,09	1,12	1,13
DISTANZE PROGRESSIVE [m]	0,00	1,34	11,56	13,63	21,01	22,61	24,41	28,11	31,05	34,66	36,35	39,12	40,36	45,12	47,73	52,71	54,73	59,92	63,03	65,44	68,20	70,07	73,17	76,91	78,55	80,24	85,42	88,76	88,76	95,33	97,85	100,76	105,25
DISTANZE PARZIALI [m]			10,22		7,38		3,70	2,94	3,61		2,77		4,42	2,61	4,98		5,19	2,65	2,41	2,76		3,10	3,74			5,18		6,74		2,52	2,80	4,49	

TORRENTE OSA
SEZIONE N° 00135_13

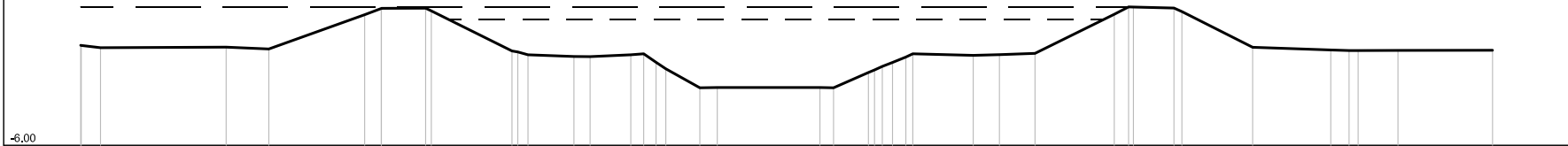
LEGENDA:

TR030 H = 3,41 m. s.l.m. ---

TR200 H = 4,34 m. s.l.m. ---

SCALA DISTANZE 1:500
SCALA QUOTE 1:500


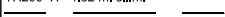
-6.00



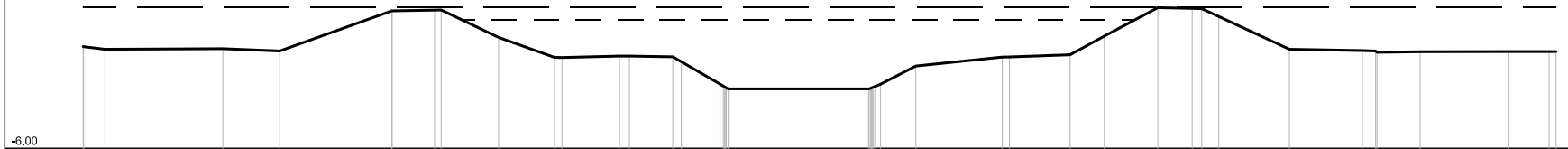
PUNTI	1	3	4	5	6	7	9	11	13	14	15	16	17	18	19	20	21	22	23	24	26	27	28	30	31	32	33	34	36	38	39	40	41	42	43
QUOTE [m s.l.m.]	1.47	1.29	1.33	1.20	3.76	4.22	4.24	1.05	0.76	0.64	0.62	0.76	0.84	0.70	0.23	-1.70	-1.68	-1.68	-1.70	-0.56	0.11	0.19	0.59	0.72	0.77	0.87	3.79	4.34	4.26	1.32	1.12	1.08	1.08	1.09	1.10
DISTANZE PROGRESSIVE [m]	0.00	1.48	10.86	14.04	21.20	22.44	25.75	32.20	33.39	36.82	38.03	41.07	42.03	42.95	43.88	46.22	47.52	55.18	56.20	58.80	59.64	60.60	61.60	66.62	68.56	71.24	77.16	78.23	81.61	87.49	93.32	94.68	95.36	96.34	105.39
DISTANZE PARZIALI [m]			9.38	3.18	7.16		3.30	6.03		3.43	3.04				2.54		7.66		2.60					4.50	2.66	5.92		3.02		5.29	5.83		2.98	7.05	

TORRENTE OSA
SEZIONE N° 00130_13

LEGENDA:

TR030 H=3.39 m. s.l.m.

 TR200 H=4.32 m. s.l.m.


SCALA DISTANZE 1:500
SCALA QUOTE 1:500



PUNTI	1	3	4	5	6	8	10	11	13	14	16	123	2433	34	35	37	38	39	40	41	42	43	44	45	47	48	49	
QUOTE [m s.l.m.]	1.45	1.25	1.29	1.12	4.06	4.12	2.12	0.66	0.75	0.75	0.79	-1.39	-1.65	-1.31	0.02	0.68	0.85	2.21	4.30	4.24	4.22	3.65	1.25	1.15	1.12	1.07	1.08	1.08
DISTANZE PROGRESSIVE [m]	0.00	1.60	10.24	14.41	22.64	25.77	30.47	34.56	39.34	40.06	43.64	46.79	57.61	58.47	61.07	67.41	72.38	74.89	78.81	81.33	82.03	83.28	88.47	93.81	94.79	98.06	104.55	107.51
DISTANZE PARZIALI [m]			8.64	4.17	8.23	3.11	4.21	4.09	4.22	3.18	2.83	10.24	2.60	6.34	4.45	2.51	3.92	2.52				5.19	5.34	3.17	6.49	2.96		

TORRENTE OSA
SEZIONE N° 00120__13

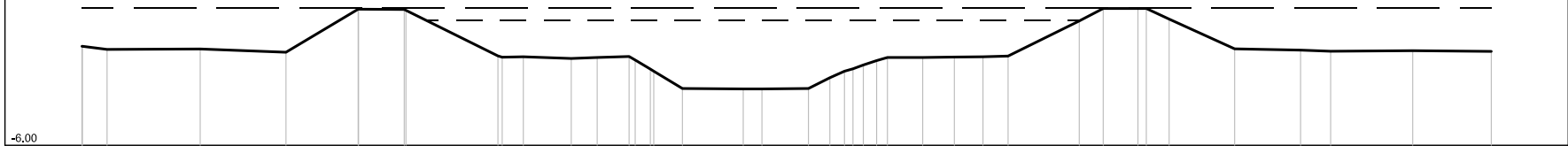
LEGENDA:

TR030 H=3,35 m. s.l.m. ---

TR200 H=4,27 m. s.l.m. ---

SCALA DISTANZE 1:500
SCALA QUOTE 1:500

-6,00



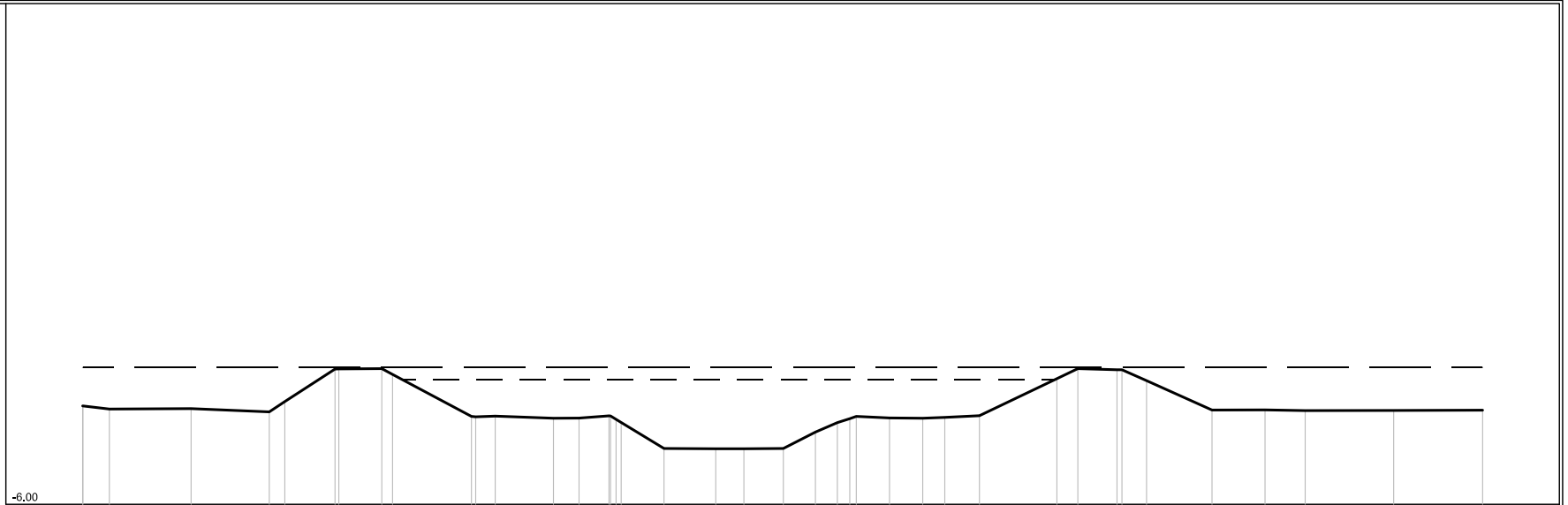
PUNTI	1	3	4	5	6	8	10	12	13	14	15	17	19	20	21	22	23	24	25	26	27	28	29	30	31	32	33	34	35	36	37	38	39	40	41	42
QUOTE [m s.l.m.]	1,40	1,17	1,20	0,95	4,17	4,15	0,68	0,61	0,49	0,56	0,64	-0,31	-1,76	-1,79	-1,79	-1,76	-0,95	-0,47	-0,47	0,00	0,33	0,56	0,56	0,59	0,61	0,67	3,29	4,22	4,22	4,22	3,43	1,21	1,11	1,03	1,07	1,02
DISTANZE PROGRESSIVE [m]	0,00	1,87	8,83	15,23	20,62	24,06	31,05	32,95	36,53	38,46	40,84	42,43	44,82	49,36	50,76	54,23	55,83	56,92	58,33	59,32	59,32	60,13	62,76	65,12	67,26	69,13	74,45	76,24	78,88	78,88	81,16	86,05	90,97	93,21	99,34	105,20
DISTANZE PARZIALI [m]		6,96	6,40	5,39	3,41	6,87	3,58						4,54	3,47								2,63				5,32	2,59		4,89	4,92		6,13	5,86			

TORRENTE OSA
SEZIONE N° 00115_13

LEGENDA:

TR030 H=3.33 m. s.l.m. ---
TR200 H=4.24 m. s.l.m. ---

SCALA DISTANZE 1:500
SCALA QUOTE 1:500



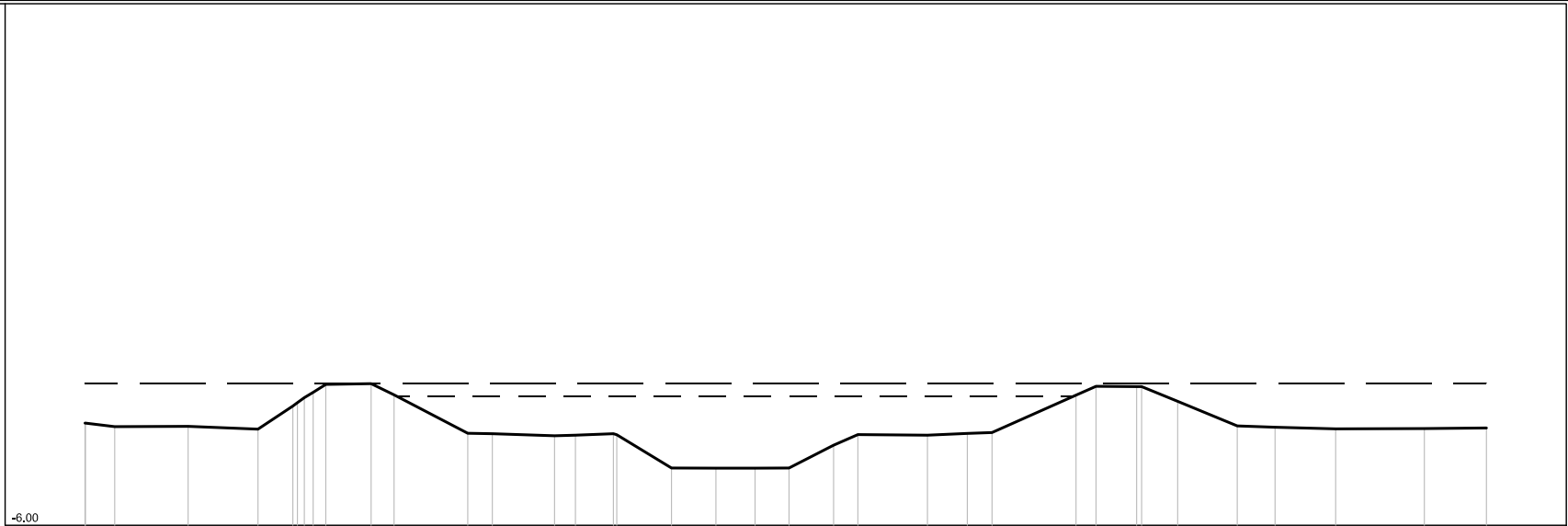
PUNTI	1	3	4	5	6	7	9	10	11	13	14	15	16	19	20	21	22	23	24	25	26	28	29	30	31	32	33	34	36	37	38	39	40	41
QUOTE [m s.l.m.]	1.37	1.13	1.16	0.92	1.69	4.13	4.16	3.73	0.58	0.60	0.44	0.46	0.62	0.13	-1.82	-1.84	-1.84	-1.82	-0.59	0.12	0.41	0.47	0.44	0.51	0.64	3.41	4.16	4.08	3.26	1.06	1.07	1.02	1.03	1.05
DISTANZE PROGRESSIVE [m]	0.00	2.00	8.12	13.97	15.13	18.89	22.40	23.20	29.11	30.88	35.25	37.16	39.40	40.31	43.52	47.40	49.50	52.46	54.86	56.50	57.43	60.40	62.89	64.54	67.13	72.93	74.50	77.43	79.65	84.55	88.52	91.52	98.15	104.80
DISTANZE PARZIALI [m]		6.12	5.85	3.76	3.22		5.91		4.37				3.21	3.88		2.96	2.40		2.48	2.49	2.59	5.80		2.93		4.90	3.97	3.00	6.63	6.65				

TORRENTE OSA
SEZIONE N° 00110__13

LEGENDA:

TR030 H=3,3 m. s.l.m. ---
TR200 H=4,22 m. s.l.m. ---

SCALA DISTANZE 1:500
SCALA QUOTE 1:500



PUNTI	1	3	4	5	6	8	9	10	11	12	13	14	15	16	17	19	20	21	22	23	24	25	26	27	28	29	30	32	33	34	35	36	37	
QUOTE [m s.l.m.]	1,35	1,09	1,11	0,91	2,57	3,18	3,56	4,13	4,18	3,38	0,61	0,58	0,43	0,48	0,58	-1,88	-1,89	-1,89	-1,88	-0,24	0,52	0,48	0,60	0,67	3,36	3,99	3,97	2,91	1,14	1,05	0,93	0,95	1,00	
DISTANZE PROGRESSIVE [m]	0,00	2,14	7,42	12,45	14,96	15,78	16,42	17,33	20,59	22,24	27,54	29,31	33,78	35,29	38,02	42,20	45,40	48,21	50,66	53,86	55,61	60,61	63,48	65,26	71,30	72,74	75,67	78,62	82,91	85,63	89,99	96,37	100,83	
DISTANZE PARZIALI [m]		5,28	5,03	2,51	2,57	0,82	0,36	0,81	3,26	1,65	5,30	1,78	4,47	1,51	2,73	3,94	3,20	2,81	2,45	3,20	3,14	5,00	2,87	1,78	6,04	1,44	2,93	2,60	4,29	2,72	4,36	6,38	4,46	

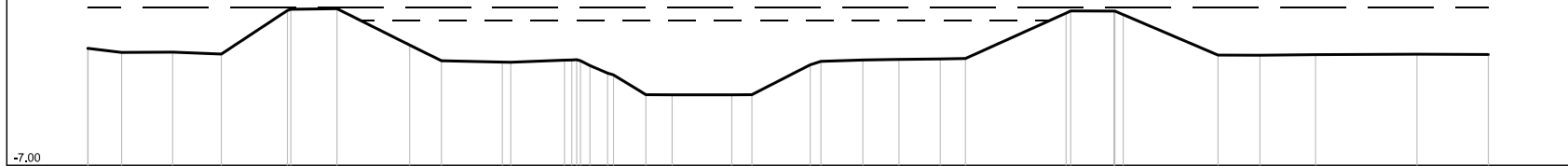
TORRENTE OSA
SEZIONE N° 00100__13

LEGENDA:

TR030 H=3,25 m. s.l.m.

TR200 H=4,18 m. s.l.m.

SCALA DISTANZE 1:500
SCALA QUOTE 1:500



PUNTI	1	3	4	5	6	8	9	10	11	12	13	15	17	18	20	21	22	23	24	25	26	27	28	29	30	32	34	35	36	37	38	39
QUOTE [m s.l.m.]	1.29	1.00	1.02	0.88	3.98	4.10	1.52	0.41	0.33	0.33	0.45	0.48	0.07	-0.47	-1.99	-2.00	-2.00	-1.99	0.12	0.37	0.46	0.50	0.54	0.57	3.79	3.88	3.88	0.81	0.80	0.84	0.87	0.85
DISTANZE PROGRESSIVE [m]	0.00	2.40	6.02	9.48	14.17	17.68	22.85	25.10	30.63	30.63	33.84	34.70	35.65	36.89	39.62	41.48	45.71	47.14	51.28	52.04	55.01	57.58	60.51	62.30	69.44	73.86	73.86	80.23	83.20	87.15	94.34	99.41
DISTANZE PARZIALI [m]		3.62	3.46	4.69	3.26	5.17		4.32	3.81							4.23	4.14		2.97	2.57	2.93			7.14	3.07		6.74	2.97	3.95	7.19	5.07	

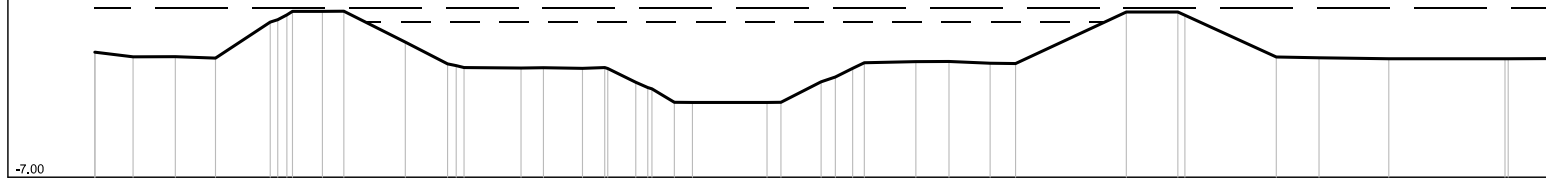
TORRENTE OSA
SEZIONE N° 00095__13

LEGENDA:

TR030 H=3,23 m. s.l.m.

TR200 H=4,16 m. s.l.m.

SCALA DISTANZE 1:500
SCALA QUOTE 1:500



PUNTI	1	3	4	5	6	8	10	11	12	13	15	16	17	18	19	21	22	24	25	26	27	28	29	30	31	32	33	34	35	36	37	39	40	41	42	44
QUOTE [m s.l.m.]	1,27	0,96	0,97	0,87	3,26	3,73	3,96	3,98	1,93	0,49	0,25	0,22	0,24	0,20	0,25	-0,72	-1,07	-2,05	-2,06	-2,06	-2,06	-0,69	-0,38	0,20	0,57	0,64	0,65	0,54	0,51	3,92	3,92	0,95	0,90	0,63	0,63	0,64
DISTANZE PROGRESSIVE [m]	0,00	2,53	5,32	7,98	11,60	12,70	15,05	16,47	20,53	23,32	24,42	28,18	29,66	32,25	33,72	35,77	36,57	38,32	39,52	44,45	45,37	48,03	48,97	50,11	50,86	54,29	56,48	59,20	60,89	68,21	71,62	78,13	80,95	85,57	93,25	96,04
DISTANZE PARZIALI [m]	2,52	2,79	2,66	3,62				4,06	2,79		3,76	2,59						4,93	2,66					3,41	2,72		7,32	3,41	6,05	2,82	4,62	7,68	2,58			

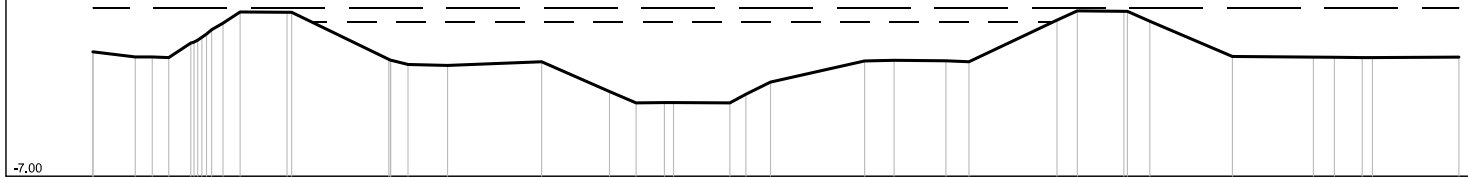
TORRENTE OSA
SEZIONE N° 00085__13

LEGENDA:

TR030 H=3.18 m. s.l.m.

TR200 H=4.13 m. s.l.m.

SCALA DISTANZE 1:500
SCALA QUOTE 1:500



PUNTI	1	3	4	5	6	9	11	12	13	14	16	19	20	21	22	23	24	25	26	27	28	29	30	31	32	33	34	35	37	38	39	40	41	42	43	
QUOTE [m s.l.m.]	1,22	0,88	0,88	0,84	1,81	2,19	2,19	2,19	3,66	3,84	0,73	0,39	0,32	0,57	-1,40	-2,15	-2,13	-2,13	-2,15	-1,58	-0,78	0,82	0,66	0,63	0,57	3,32	3,93	3,90	3,25	0,92	0,87	0,86	0,84	0,84	0,87	
DISTANZE PROGRESSIVE [m]	0,00	2,80	3,93	5,02	6,48	7,21	7,85	8,50	9,74	12,84	19,57	20,84	23,45	29,68	34,17	35,92	37,80	37,80	42,12	43,18	44,81	51,04	52,98	56,41	57,94	63,76	65,10	68,18	69,90	75,36	80,71	82,10	83,94	84,62	84,62	90,33
DISTANZE PARZIALI [m]	2,79								3,10	6,43	2,61	6,23	4,49				3,72				6,23	3,43		5,82		3,08		5,46		5,35				5,71		

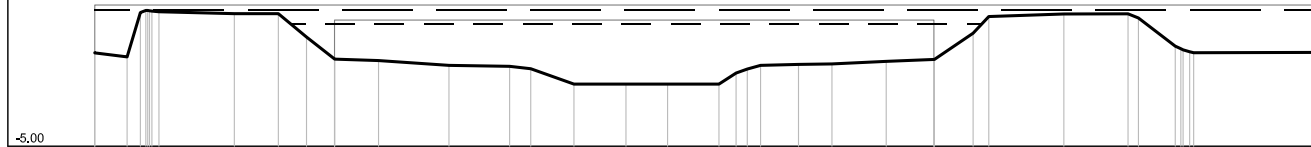
TORRENTE OSA
SEZIONE N° 00074PB13

LEGENDA:

TR030 H=3.08 m. s.l.m.

TR200 H=4.04 m. s.l.m.

SCALA DISTANZE 1:500
SCALA QUOTE 1:500

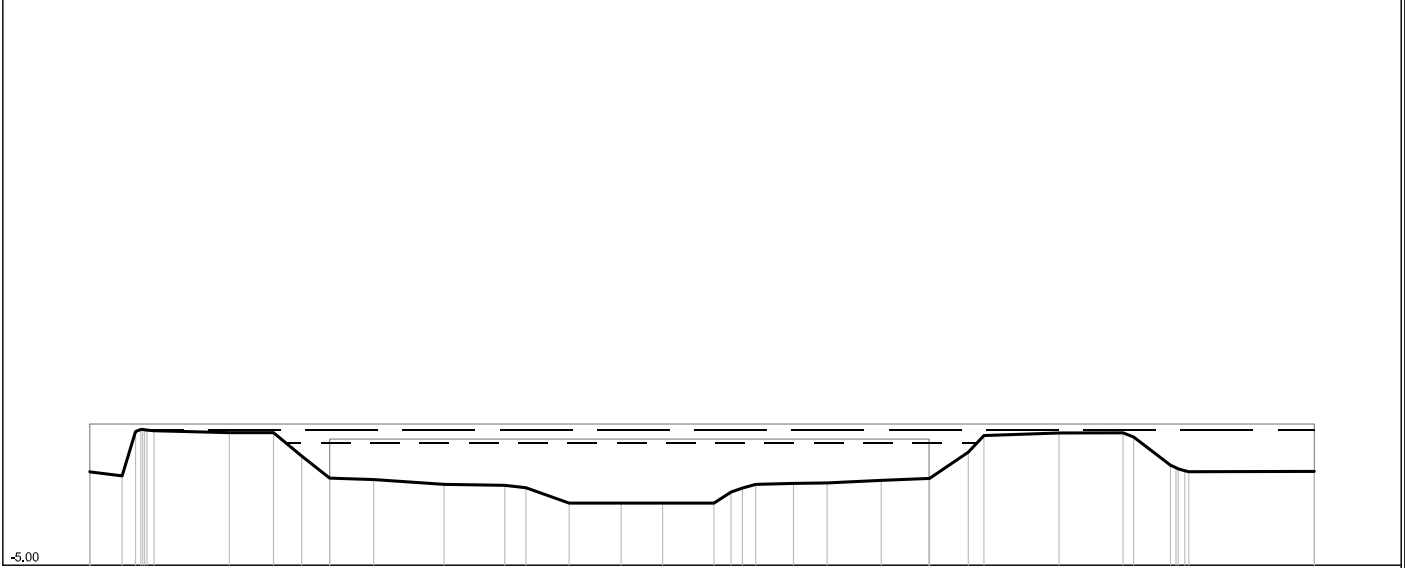


PUNTI	1	3	4	8	10	11	12	13	16	17	18	19	20	21	22	23	24	25	26	27	28	29	30	33	34	35	38	37	38	41	43
QUOTE [m s.l.m.]	1.18	0.91	0.84	3.83	3.76	3.76	2.22	0.77	0.66	0.34	0.28	0.12	-0.89	-0.89	-0.89	-0.89	-0.16	-0.16	0.34	0.41	0.44	0.61	0.74	2.47	3.57	3.74	3.75	3.48	1.61	1.24	1.20
DISTANZE PROGRESSIVE [m]	0.00	2.14	3.05	3.76	9.23	12.14	14.00	15.85	18.76	23.42	27.43	28.83	31.69	35.13	37.88	41.28	42.41	43.9	44.03	46.53	48.75	52.33	55.49	58.05	59.12	64.08	68.33	69.02	71.45	72.40	80.97
DISTANZE PARZIALI [m]					4.99	2.91		2.90	4.66	4.01	2.86	3.44	2.75	3.40					2.50	3.58	3.16	2.56		4.96	4.25	2.43				8.30	

TORRENTE OSA
 SEZIONE N° 00074PC13

LEGENDA:
 TR030 H=3.06 m. s.l.m. ---
 TR200 H=3.93 m. s.l.m. ———

SCALA DISTANZE 1:500
 SCALA QUOTE 1:500



PUNTI	1	4	5	8	10	11	12	13	14	16	17	18	19	20	21	22	23	24	25	26	27	28	29	30	33	34	35	36	37	38	41	43
QUOTE [m s.l.m.]	1.18	0.91	3.86	3.86	3.89	3.76	3.76	2.22	0.76	0.66	0.34	0.28	0.12	-0.89	-0.89	-0.89	-0.89	-0.16	-0.16	0.34	0.41	0.44	0.61	0.74	2.47	3.57	3.74	3.75	3.48	1.61	1.24	1.20
DISTANZE PROGRESSIVE [m]	0.00	2.14	3.86	3.86	4.25	9.23	12.15	14.01	15.86	18.77	23.43	27.44	28.84	31.70	35.14	37.88	41.28	42.41	42.41	44.04	46.54	48.76	52.33	55.50	58.09	59.13	64.09	68.33	69.03	71.46	72.41	80.97
DISTANZE PARZIALI [m]					4.98	2.92			2.91	4.66	4.01		2.86	3.44	2.74	3.40				2.50	3.57	3.17	2.56		4.96	4.24	2.43				8.29	

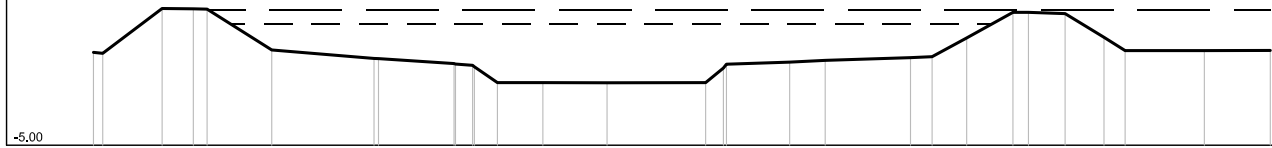
TORRENTE OSA
SEZIONE N° 00068__13

LEGENDA:

TR030 H=3,01 m. s.l.m. ---
TR200 H=3,91 m. s.l.m. ———

SCALA DISTANZE 1:500
SCALA QUOTE 1:500

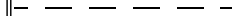

-5.00



PUNTI	12	3	4	5	6	7	9	11	13	14	15	16	17	19	20	21	22	23	24	25	26	27	28	29	30
QUOTE [m s.l.m.]	1.14	4.04	4.02	4.00	1.30	0.74	0.40	0.28	-0.86	-0.86	-0.87	-0.86	0.10	0.49	0.61	0.79	0.85	2.09	3.78	3.78	3.70	2.13	1.25	1.25	1.26
DISTANZE PROGRESSIVE [m]	0.00	4.54	6.60	7.51	11.79	18.55	23.85	25.07	26.71	29.72	33.96	40.48	41.66	46.04	48.39	54.03	55.46	57.75	60.81	61.83	64.26	66.83	68.22	73.46	77.82
DISTANZE PARZIALI [m]		3.93			4.28	6.76		5.00		3.01	4.24		6.52		4.18		5.64		3.06		2.43	2.57		5.24	4.36

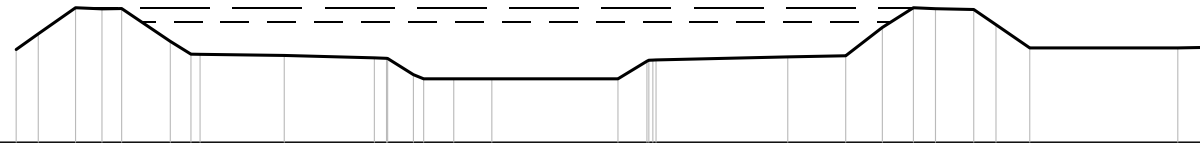
TORRENTE OSA
SEZIONE N° 00063__13

LEGENDA:

TR030 H=2,97 m. s.l.m.

 TR200 H=3,87 m. s.l.m.


SCALA DISTANZE 1:500
SCALA QUOTE 1:500

-5,00



PUNTI	1	2	3	4	5	6	7	9	10	11	13	14	15	16	17	18	19	22	23	24	25	26	27	28	29	30	31	
QUOTE [m s.l.m.]	1.13	2.16	3.89	3.82	3.84	1.67	0.82	0.74	0.58	0.55	0.53	0.53	-0.81	-0.81	-0.81	0.35	0.34	0.64	0.72	2.59	3.89	3.83	3.77	2.77	1.23	1.23	1.26	
DISTANZE PROGRESSIVE [m]	0.00	1.46	3.83	5.67	6.97	10.19	11.56	17.73	23.69	24.49	26.27	26.55	28.94	31.46	39.80	41.71	42.32	51.03	54.86	57.28	59.33	60.80	63.33	64.80	67.03	76.82	78.52	
DISTANZE PARZIALI [m]		2.47			3.22			5.57	5.96				2.52	8.34			8.71	3.83	2.42			2.53				9.79		

TORRENTE OSA
SEZIONE N° 00057__13

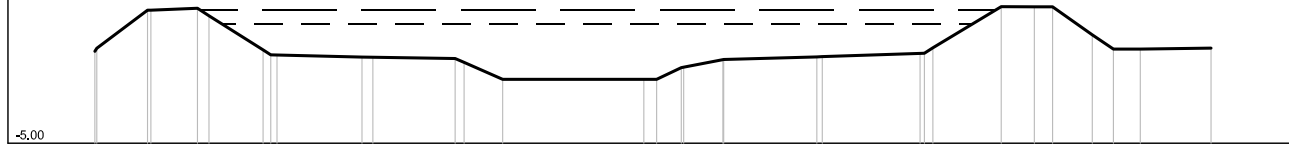
LEGENDA:

TR030 H=2,91 m. s.l.m.

TR200 H=3,81 m. s.l.m.

SCALA DISTANZE 1:500
SCALA QUOTE 1:500

-5.00



PUNTI	1	3	5	6	7	9	10	11	12	14	15	16	17	19	21	23	25	26	27	28	29	30	31	32	
QUOTE [m s.l.m.]	1,08	3,79	3,82	3,82	1,17	0,83	0,89	0,89	0,60	-0,78		-0,78	-0,78	-0,01	0,52	0,70	0,94	1,31	4,03	4,02	4,02	2,17	1,22	1,22	1,29
DISTANZE PROGRESSIVE [m]	0,00	3,48	6,78	7,55	11,12	12,04	17,66	18,38	23,83	26,97		36,30	37,15	38,78	41,53	47,74	54,57	55,42	59,94	62,13	63,34	65,96	67,36	69,14	73,81
DISTANZE PARZIALI [m]		3,35	3,08		3,57		5,62		5,45	2,55	9,33			2,59	6,16	6,47		4,52			2,62			4,67	

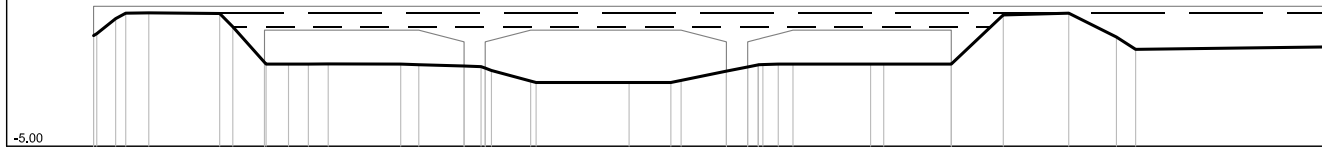
TORRENTE OSA
SEZIONE N° 00053PB13

LEGENDA:

TR030 H=2.91 m. s.l.m. ---

TR200 H=3.82 m. s.l.m. ---

SCALA DISTANZE 1:500
SCALA QUOTE 1:500



PUNTI	1	4	5	6	7	8	9	12	13	14	15	16	17	19	22	23	25	26	27	28	30	32	35	36	37	38	39	41	42	43	44	45
QUOTE [m s.l.m.]	2.31	3.43	3.80	3.82	3.77	2.90	0.55	0.43	0.43	0.44	0.43	0.39	0.30	0.25	0.01	-0.69	-0.79	-0.79	-0.65	-0.04	0.24	0.38	0.43	0.43	0.43	0.43	0.43	3.68	3.80	2.22	1.40	1.56
DISTANZE PROGRESSIVE [m]	0.00	1.46	2.13	3.65	8.34	9.21	11.30	12.89	14.20	15.51	20.31	21.50	24.50	25.82	26.31	28.90	35.41	38.17	38.85	41.85	43.25	43.94	45.27	46.25	51.38	52.25	56.71	60.15	64.48	67.64	68.91	81.38
DISTANZE PARZIALI [m]				4.69						4.80	3.00		2.59		6.15	2.76	3.00							5.13	4.46	3.44	4.33	3.16			12.47	

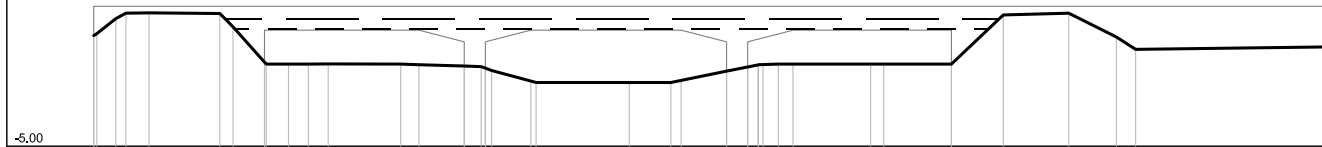
TORRENTE OSA
SEZIONE N° 00053PC13

LEGENDA:

TR030 H=2,76 m. s.l.m.

TR200 H=3,41 m. s.l.m.

SCALA DISTANZE 1:500
SCALA QUOTE 1:500



PUNTI	1	4	5	6	7	8	9	12	13	14	15	16	17	19	22	23	25	26	27	28	30	32	35	36	37	38	39	41	42	43	44	45
QUOTE [m s.l.m.]	2,31	3,43	3,80	3,82	3,77	2,90	0,56	0,43	0,43	0,44	0,43	0,39	0,30	0,25	0,01	-0,69	-0,79	-0,75	-0,65	-0,04	0,24	0,38	0,43	0,43	0,43	0,43	0,43	3,68	3,80	2,22	1,40	1,56
DISTANZE PROGRESSIVE [m]	0,00	1,46	2,13	3,65	8,34	9,21	11,29	12,86	14,19	15,50	20,30	21,50	24,50	25,82	26,51	28,90	35,41	38,16	38,84	41,84	43,24	43,53	45,27	46,24	51,37	52,24	56,71	60,14	64,47	67,63	68,90	81,37
DISTANZE PARZIALI [m]				4,69						4,80	3,00		2,59		6,16	2,75	3,00							5,13		4,47	3,43	4,33	3,16			12,47

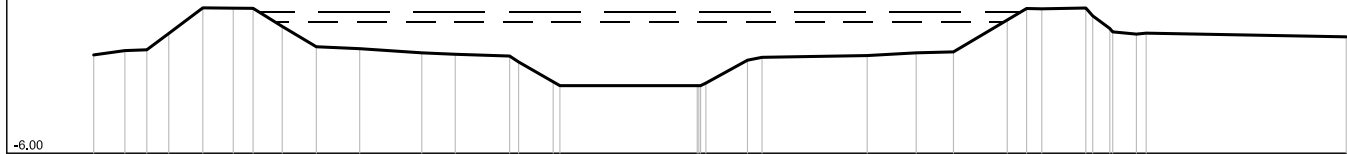
TORRENTE OSA
SEZIONE N° 00045__13

LEGENDA:

TR030 H=2,69 m, s.l.m.

TR200 H=3,33 m, s.l.m.

SCALA DISTANZE 1:500
SCALA QUOTE 1:500



PUNTI	1	2	3	4	5	6	7	8	9	10	11	12	13	15	17	2122	23	24	25	26	2728	29	31	334	35				
QUOTE [m s.l.m.]	0.50	0.78	0.84	1.92	3.61	3.59	3.58	2.38	1.04	0.91	0.64	0.54	0.42	-1.28	-1.53	0.15	0.34	0.46	0.64	0.70	2.81	3.57	3.55	3.60	2.24	1.87	1.84	1.69	
DISTANZE PROGRESSIVE [m]	0.00	2.06	3.51	4.96	7.22	9.23	10.54	12.47	14.72	17.59	21.69	23.91	27.50	30.38	39.91	43.23	44.19	51.15	54.39	56.85	60.41	61.69	62.70	65.60	67.19	68.95	69.80	82.82	
DISTANZE PARZIALI [m]									2.87	4.10		3.59			9.08	2.75	6.96	3.24	2.46	3.56		2.90						13.22	

TORRENTE OSA
SEZIONE N° 00040__13

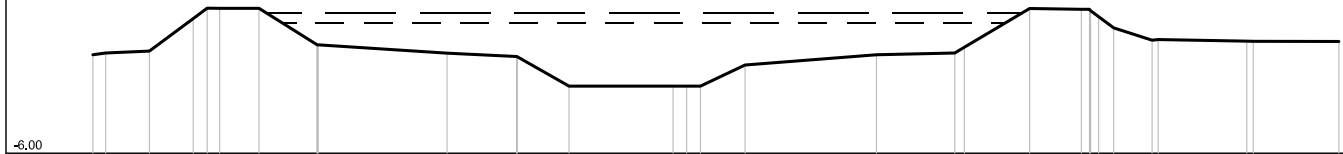
LEGENDA:

TR030 H=2,64 m. s.l.m.

TR200 H=3,28 m. s.l.m.

SCALA DISTANZE 1:500
SCALA QUOTE 1:500

-6.00



PUNTI	1	2	3	4	5	6	7	8	11	12	15	16	17	18	19	20	22	23	24	26	28	29	31	33	
QUOTE [m s.l.m.]		0.51	0.62	0.75	2.90	3.59	3.58	1.18	0.61	0.39	-1.57	-1.57	-1.57	-1.57	-0.17	0.51	0.63	3.57	3.52	3.52	2.29	1.47	1.41	1.39	
DISTANZE PROGRESSIVE [m]	0.00	0.85	3.74	6.64	7.56	8.38	10.99	14.82	23.42	28.02	31.49	38.37	39.27	40.18	43.13	51.82	56.99	61.95	65.88	67.50	70.04	76.31	82.39		
DISTANZE PARZIALI [m]		2.89	2.90		2.61	3.83	8.52	4.60	3.43	6.88	2.95	8.69	5.17	4.32	3.41		2.54	5.86	5.66						

TORRENTE OSA
SEZIONE N° 00035_13

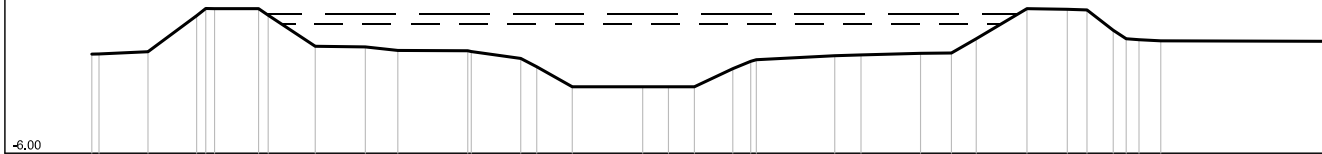
LEGENDA:

TR030 H=2,57 m. s.l.m. ---

TR200 H=3,2 m. s.l.m. ---

SCALA DISTANZE 1:500
SCALA QUOTE 1:500

-6.00



PUNTI	1	3	4	5	7	8	9	10	11	12	14	15	16	17	18	19	20	21	23	24	25	26	27	28	29	30	31	32	33	34	35
QUOTE [m s.l.m.]	0.55	0.71	3.09	3.57	3.99	3.12	1.07	1.03	0.79	0.77	0.27	-0.28	-1.61	-1.61	-1.61	-1.61	-0.41	0.07	0.45	0.50	0.60	0.63	1.57	3.56	3.51	3.47	2.13	1.57	1.50	1.43	1.40
DISTANZE PROGRESSIVE [m]	0.00	3.71	6.93	7.94	11.08	14.76	18.09	20.24	24.86	28.37	29.42	31.77	36.43	38.13	39.85	42.39	43.58	49.13	50.87	54.80	56.85	58.49	61.84	64.51	65.81	67.55	68.41	69.25	70.69	81.61	
DISTANZE PARZIALI [m]		3.23	3.22	2.91	3.12	3.31		4.62	3.28		4.66		2.54		5.18		3.93		3.35	2.67										10.92	

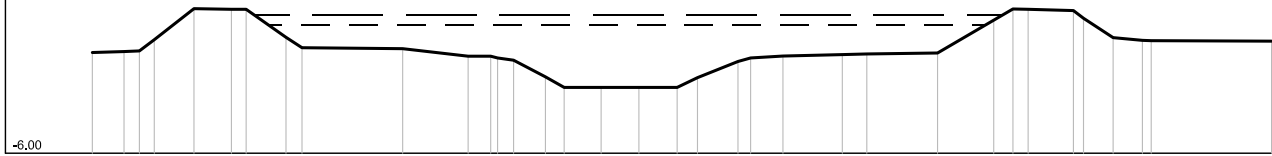
TORRENTE OSA
SEZIONE N° 00030__13

LEGENDA:

TR030 H=2,51 m. s.l.m. ---
TR200 H=3,13 m. s.l.m. ---

SCALA DISTANZE 1:500
SCALA QUOTE 1:500

-6.00



PUNTI	1	2	3	4	5	6	7	8	9	10	11	12	14	15	16	17	18	19	20	21	22	23	24	25	26	27	28	29	30	31	32	33	35
QUOTE [m s.l.m.]		0.66	0.72	0.76	1.50	3.56	3.51	3.51	1.66	0.97	0.91	0.41	0.41	0.15	-0.95	-1.65	-1.65	-1.65	-1.01	0.06	0.30	0.42	0.52	0.56	0.63	2.79	3.54	3.52	3.43	2.92	1.64	1.46	1.41
DISTANZE PROGRESSIVE [m]	0.00	2.10	3.11	4.10	6.72	9.20	10.17	12.81	13.86	20.52	24.85	26.34	27.86	28.96	31.20	33.65	36.15	38.67	40.02	42.70	43.53	45.67	49.60	51.22	55.89	59.61	60.88	61.89	64.88	65.55	67.51	69.44	77.96
DISTANZE PARZIALI [m]				2.62	2.48	2.64			6.66	4.33					2.45	2.50	2.52	2.68				3.93	4.67	3.72			2.99						7.95

TORRENTE OSA
SEZIONE N° 00025__13

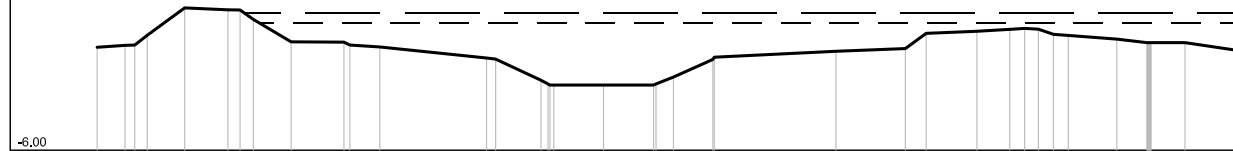
LEGENDA:

TR030 H =2.43 m. s.l.m. ---

TR200 H =3.09 m. s.l.m. ---

SCALA DISTANZE 1:500
SCALA QUOTE 1:500

-6.00



PUNTI	1	2	3	4	5	6	7	8	9	10	12	13	14	15	18	19	20	22	23	25	26	27	28	29	30	31	32	33	34	35	43	44
QUOTE [m s.l.m.]	0.81	0.83	0.85	1.60	3.41	3.28	3.27	2.65	1.16	1.14	0.83	0.10	0.10	-1.38	-1.69	-1.69	-1.69	-1.16	0.00	0.54	0.72	1.73	1.86	1.99	2.05	2.00	1.66	1.59	1.34	1.11	1.11	0.62
DISTANZE PROGRESSIVE [m]	0.00	1.84	2.49	3.31	5.79	8.64	9.94	10.33	12.82	16.32	18.69	25.75	26.75	29.35	30.19	33.48	36.80	38.11	40.71	48.85	53.44	54.82	58.17	60.34	61.33	62.24	63.23	64.22	67.42	69.41	71.93	75.22
DISTANZE PARZIALI [m]			2.48	2.85		2.49	3.50			7.06		3.00	3.29	3.32	2.60	8.04	4.59	3.35										3.20		3.29		

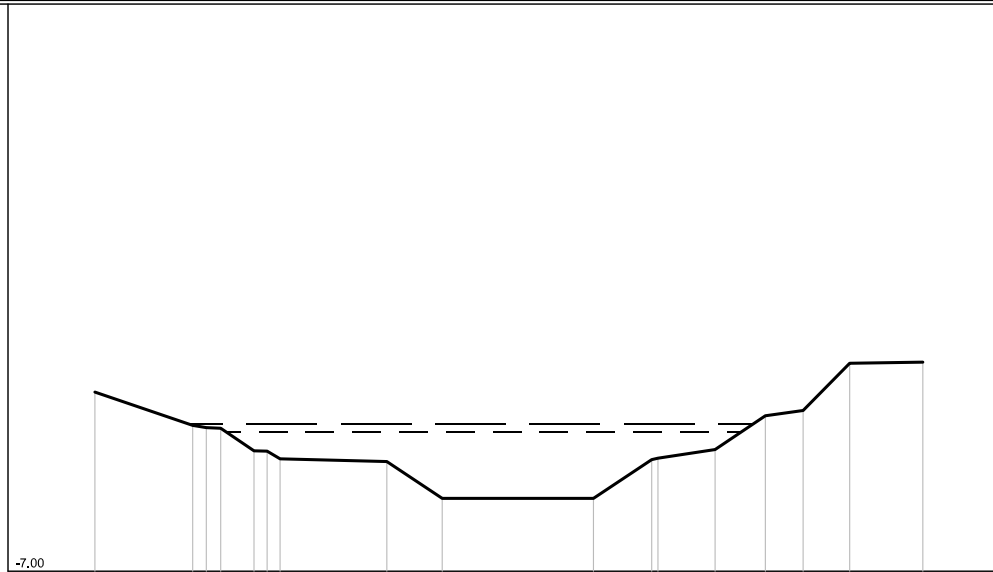
TORRENTE OSA
 SEZIONE N° 00020__09

LEGENDA:

TR030 H=2.2 m. s.l.m.

TR200 H=2.76 m. s.l.m.

SCALA DISTANZE 1:500
 SCALA QUOTE 1:500



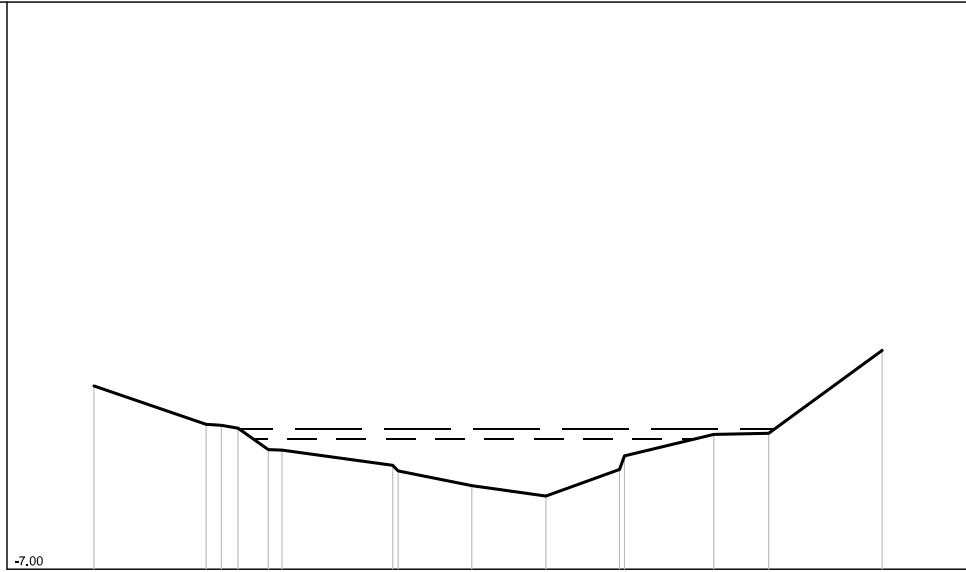
PUNTI	1	2	3	4	5	6	7	8	9	10	11	13	14	15	16	17
QUOTE [m s.l.m.]	4.84	2.64	2.49	2.45	0.96	0.94	0.43	0.25	-2.19	-2.19	0.38	1.04	3.28	3.63	6.75	6.82
DISTANZE PROGRESSIVE [m]	0.00	6.47	7.37	8.32	10.52	11.39	12.25	19.31	22.97	32.97	36.82	41.02	44.34	46.84	49.92	54.75
DISTANZE PARZIALI [m]		6.47						7.06	3.66	10.00	3.85	3.78	3.32	2.50	3.08	4.83

TORRENTE OSA
SEZIONE N° 00010__09

LEGENDA:

TR030 H=1.64 m. s.l.m. ---
TR200 H=2.24 m. s.l.m. ———



SCALA DISTANZE 1:500
SCALA QUOTE 1:500



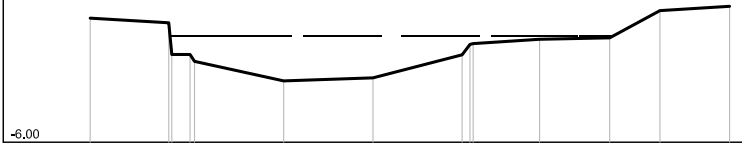
PUNTI	1	2	3	4	5	6	7	9	10	11	13	14	15
QUOTE [m s.l.m.]	5,12	2,58	2,52	2,32	0,91	0,87	-0,13	-1,48	-2,16	-0,41	1,91	1,99	7,47
DISTANZE PROGRESSIVE [m]	0,00	7,42	8,42	9,52	11,54	12,44	19,76	24,99	29,89	34,76	40,99	44,62	52,12
DISTANZE PARZIALI [m]		7,42					7,32	4,87	4,90	4,87	5,91	3,63	7,50

TORRENTE OSA
SEZIONE N° 00005_09

LEGENDA:

TR030 H=1 m, s.l.m.

 TR200 H=1 m, s.l.m.


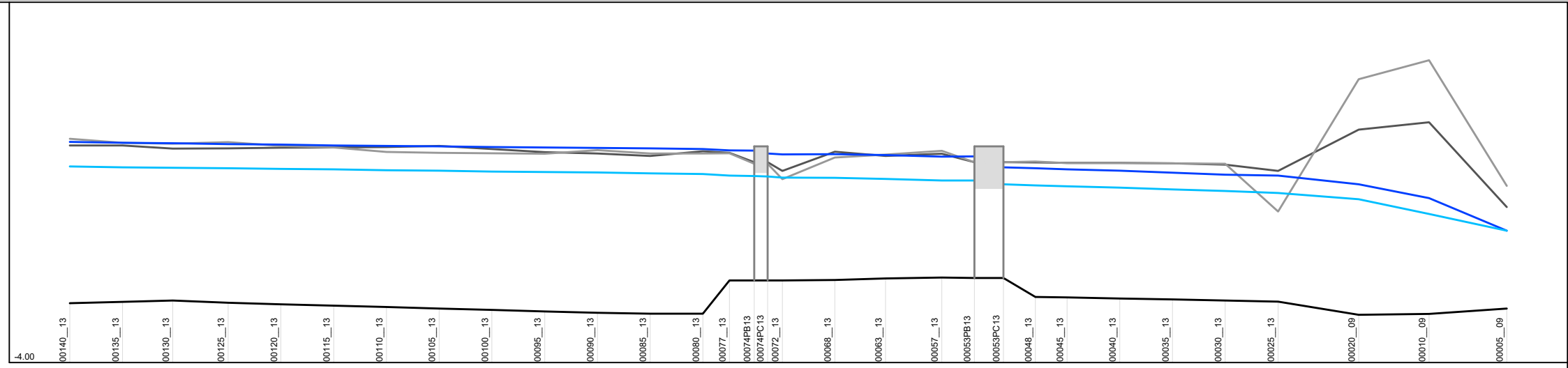
SCALA DISTANZE 1:500
SCALA QUOTE 1:500



PUNTI	1	2	4	6	7	8	10	11	12	13	14
QUOTE [m s.l.m.]	2.20	1.90	-0.20	-1.95	-1.75	-0.22	0.52	0.80	0.90	2.70	2.99
DISTANZE PROGRESSIVE [m]	0.00	5.20	6.60	12.80	18.70	24.60	25.33	29.72	34.36	37.68	42.28
DISTANZE PARZIALI [m]		5.20	1.40	5.90	5.90	5.90	0.73	4.39	4.64	3.32	4.60

TORRENTE OSA

SCALA DISTANZE 1:5000
SCALA QUOTE 1:200



SEZIONI

LIVELLI IDROMETRICI TR200 [m s.l.m.]	4.37	4.34	4.32	4.29	4.27	4.24	4.22	4.20	4.18	4.16	4.14	4.13	4.10	4.05	4.04	3.93	3.90	3.91	3.87	3.81	3.82	3.41	3.37	3.33	3.28	3.20	3.13	3.09	2.76	2.24	1.00
LIVELLI IDROMETRICI TR030 [m s.l.m.]	3.44	3.41	3.39	3.37	3.35	3.33	3.30	3.28	3.25	3.23	3.21	3.18	3.15	3.09	3.08	3.06	3.02	3.01	2.97	2.91	2.91	2.76	2.72	2.69	2.64	2.57	2.51	2.43	2.20	1.64	1.00
QUOTE FONDO ALVEO [m s.l.m.]	-1.75	-1.70	-1.65	-1.73	-1.79	-1.84	-1.89	-1.95	-2.00	-2.06	-2.11	-2.15	-2.15	-0.89	-0.89	-0.89	-0.89	-0.87	-0.81	-0.78	-0.79	-0.79	-1.51	-1.53	-1.57	-1.61	-1.65	-1.69	-2.19	-2.16	-1.95
QUOTE ARGINE SX [m s.l.m.]	4.24	4.24	4.12	4.13	4.15	4.16	4.18	4.22	4.10	3.98	3.93	3.84	4.02	3.96	3.60	3.60	3.27	4.00	3.84	3.92	3.60	3.60	3.59	3.58	3.58	3.56	3.51	3.27	4.84	5.12	1.90
QUOTE ARGINE DX [m s.l.m.]	4.49	4.34	4.30	4.36	4.22	4.16	3.99	3.96	3.94	3.92	4.06	3.93	3.93	3.94	3.56	3.56	2.96	3.78	3.89	4.03	3.60	3.60	3.63	3.57	3.57	3.56	3.54	1.73	6.75	7.47	2.70
DISTANZE PROGRESSIVE [m]	1387.77	1337.80	1290.20	1237.79	1187.67	1137.62	1087.70	1037.68	987.66	937.66	887.62	837.65	787.64	762.48	739.01	726.41	712.41	662.59	614.46	561.27	530.37	502.83	472.49	442.52	392.55	342.50	292.50	242.51	166.12	99.24	25.69
DISTANZE PARZIALI [m]	49.97	47.60	52.41	50.12	50.05	49.92	50.02	50.02	50.00	50.04	49.97	50.01	25.15				49.82	48.13	53.19	30.90	27.54	30.34	29.97	49.97	50.05	50.00	49.99	76.39	66.88	73.55	

COLLETTORE ORIENTALE

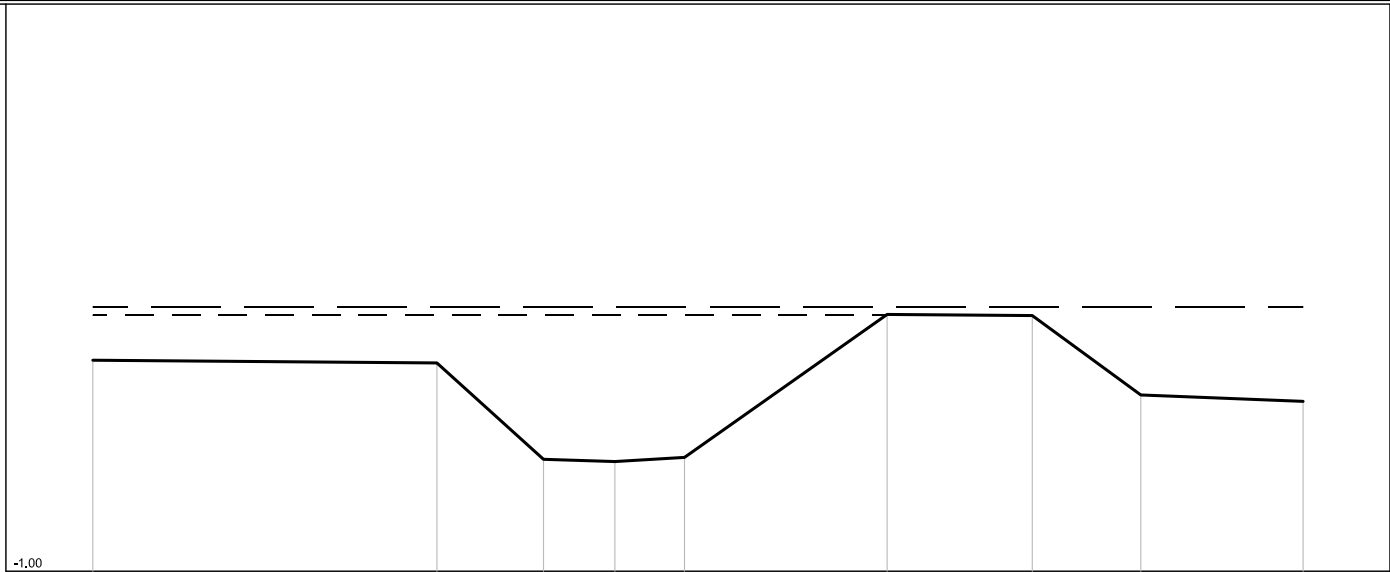
COLLETTORE ORIENTALE
SEZIONE N° 00452__14

LEGENDA:

TR030 H=5,77 m. s.l.m. ---

TR200 H=5,99 m. s.l.m. ---

SCALA DISTANZE 1:200
SCALA QUOTE 1:200



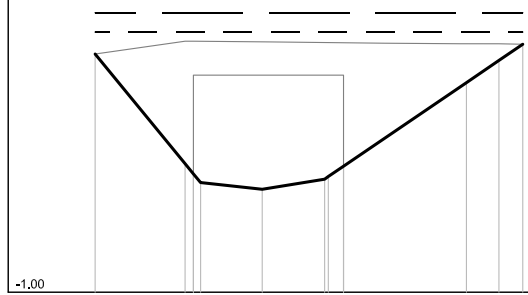
PUNTI	1	2	3	4	5	6	7	8	9
QUOTE [m s.l.m.]	4.58	4.51	1.96	1.90	2.01	5.79	5.76	3.66	3.49
DISTANZE PROGRESSIVE [m]	0.00	9.10	11.92	13.81	15.65	21.01	24.85	27.72	32.01
DISTANZE PARZIALI [m]		9.10	2.82	1.89	1.84	5.36	3.84	2.87	4.29

COLLETTORE ORIENTALE
 SEZIONE N° 00446PB14

LEGENDA:

TR030 H = 5,88 m. s.l.m.

TR200 H = 6,39 m. s.l.m.



SCALA DISTANZE 1:200
 SCALA QUOTE 1:200

PUNTI	1	2	5	6	7	9	11	12	13
QUOTE [m s.l.m.]	5,30	2,40	1,90	1,72	1,99	2,33	4,54	5,13	5,56
DISTANZE PROGRESSIVE [m]	0,00	2,38	2,79	4,42	6,07	6,57	9,82	10,68	11,31
DISTANZE PARZIALI [m]		2,38	1,63	1,65		3,25			

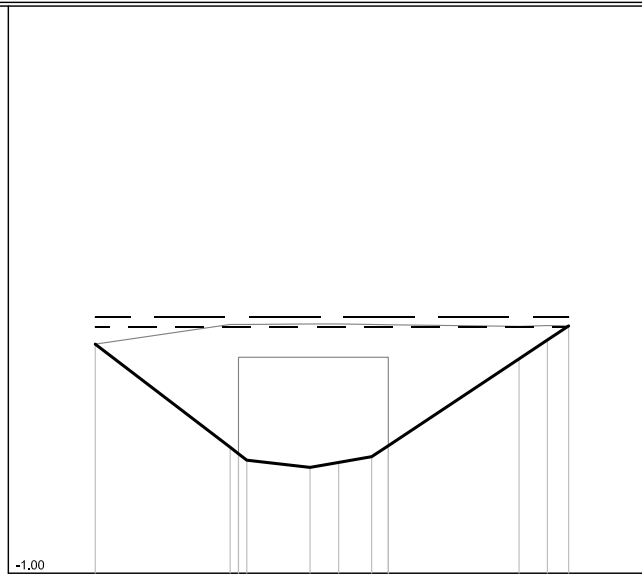
COLLETTORE ORIENTALE
SEZIONE N° 00446PC14

LEGENDA:

TR030 H=5,51 m. s.l.m.

TR200 H=5,77 m. s.l.m.

SCALA DISTANZE 1:200
SCALA QUOTE 1:200



PUNTI	1	2	5	6	7	8	9	11	12	13
QUOTE [m s.l.m.]	5,06	2,33	1,99	1,80	1,83	2,08	2,37	4,67	5,17	5,54
DISTANZE PROGRESSIVE [m]	0,00	3,57	4,01	5,68	6,44	7,31	7,75	11,21	11,96	12,52
DISTANZE PARZIALI [m]		3,57		1,67				3,46		

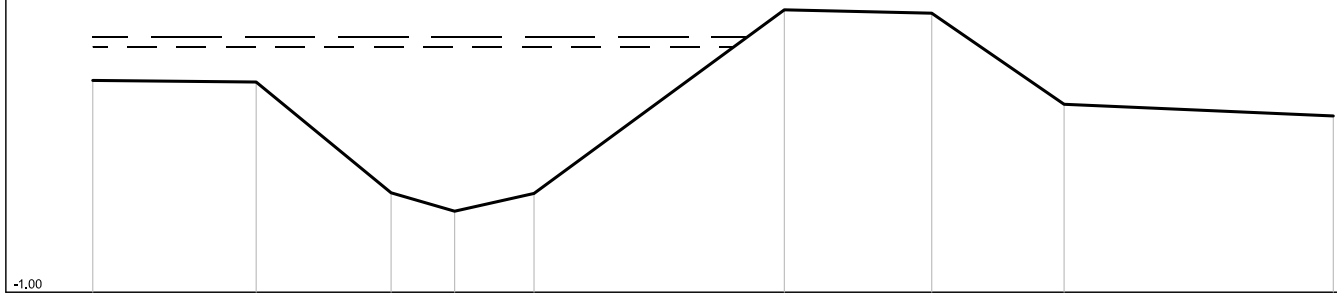
COLLETTORE ORIENTALE
SEZIONE N° 00427__14

LEGENDA:

TR030 H=5,49 m. s.l.m. ---

TR200 H=5,74 m. s.l.m. ———

SCALA DISTANZE 1:200
SCALA QUOTE 1:200



PUNTI	1	2	3	4	5	6	7	8	9
QUOTE [m s.l.m.]	4.60	4.56	1.63	1.14	1.61	6.47	6.38	3.97	3.66
DISTANZE PROGRESSIVE [m]	0.00	4.32	7.89	9.57	11.67	18.29	22.19	25.69	32.81
DISTANZE PARZIALI [m]		4.32	3.57	1.68	2.10	6.62	3.90	3.50	7.12

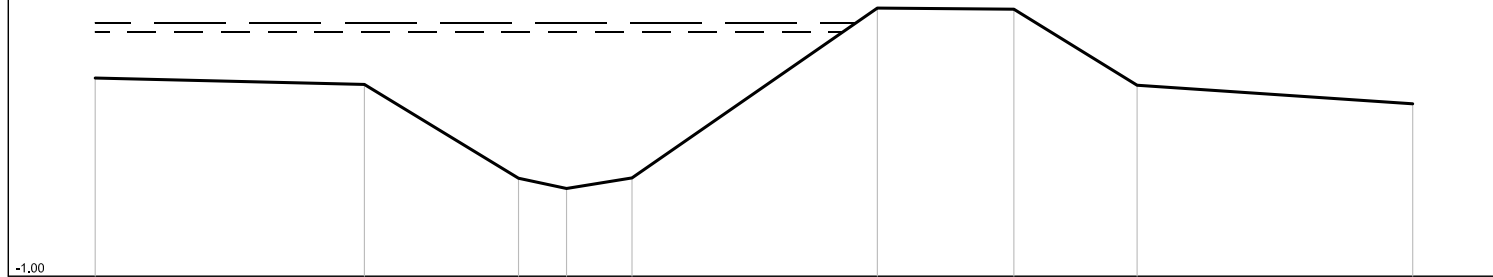
COLLETTORE ORIENTALE
 SEZIONE N° 00413__14

LEGENDA:

TR030 H = 5,46 m. s.l.m.

TR200 H = 5,7 m. s.l.m.

SCALA DISTANZE 1:200
 SCALA QUOTE 1:200



PUNTI	1	2	3	4	5	6	7	8	9
QUOTE [m s.l.m.]	4,24	4,07	1,59	1,32	1,60	6,09	6,06	4,05	3,56
DISTANZE PROGRESSIVE [m]	0,00	7,12	11,20	12,47	14,20	20,69	24,30	27,56	34,85
DISTANZE PARZIALI [m]		7,12	4,08	1,27	1,73	6,49	3,61	3,26	7,29

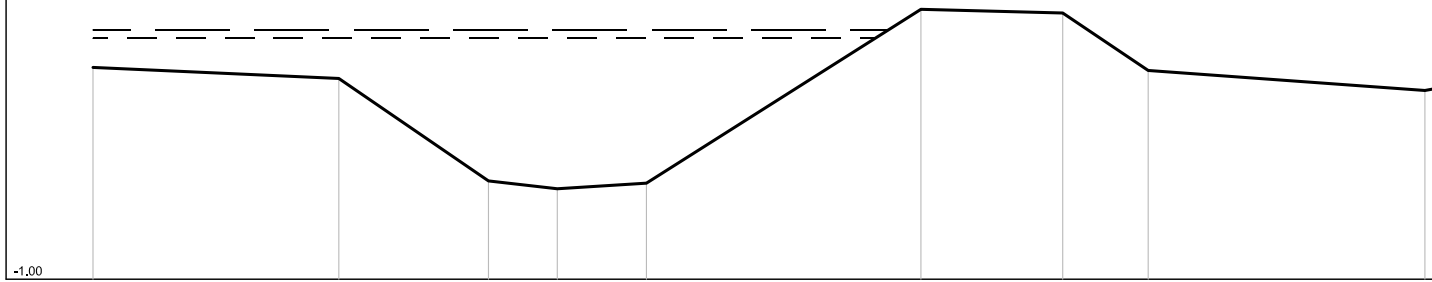
COLLETTORE ORIENTALE
SEZIONE N° 00402__14

LEGENDA:

TR030 H=5,37 m. s.l.m. — — — —

TR200 H=5,59 m. s.l.m. — — — —

SCALA DISTANZE 1:200
SCALA QUOTE 1:200



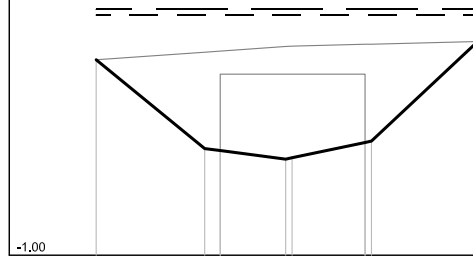
PUNTI	1	2	3	4	5	6	7	8	9
QUOTE [m s.l.m.]	4.60	4.31	1.60	1.39	1.54	6.14	6.04	4.52	3.99
DISTANZE PROGRESSIVE [m]	0.00	6.50	10.46	12.28	14.64	21.90	25.65	27.91	35.23
DISTANZE PARZIALI [m]		6.50	3.96	1.82	2.36	7.26	3.75	2.26	7.32

COLLETTORE ORIENTALE
SEZIONE N° 00389PB14

LEGENDA:

TR030 H = 5,35 m. s.l.m.

TR200 H = 5,5 m. s.l.m.



SCALA DISTANZE 1:200
SCALA QUOTE 1:200

PUNTI	1	2	3	5	7	10
QUOTE [m s.l.m.]	4,17	1,62	1,77	1,54	1,98	4,65
DISTANZE PROGRESSIVE [m]	0,00	2,87	3,28	5,01	7,11	10,09
DISTANZE PARZIALI [m]		2,87	1,73	1,93	2,81	

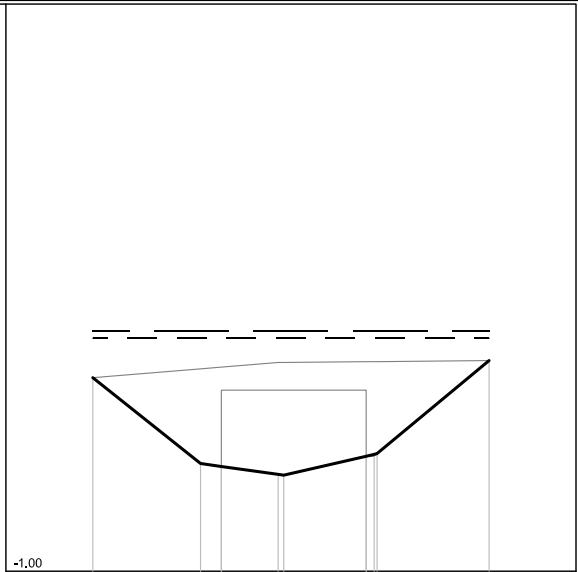
COLLETTORE ORIENTALE
 SEZIONE N° 00389PC14

LEGENDA:

TR030 H=5,16 m. s.l.m.

TR200 H=5,34 m. s.l.m.

SCALA DISTANZE 1:200
 SCALA QUOTE 1:200



PUNTI	1	2	3	5	7	10	11
QUOTE [m s.l.m.]	4,12	1,85	1,77	1,56	2,04	2,11	4,57
DISTANZE PROGRESSIVE [m]	0,00	2,85	3,40	4,90	7,23	7,32	10,48
DISTANZE PARZIALI [m]		2,85	1,50	2,18		2,96	

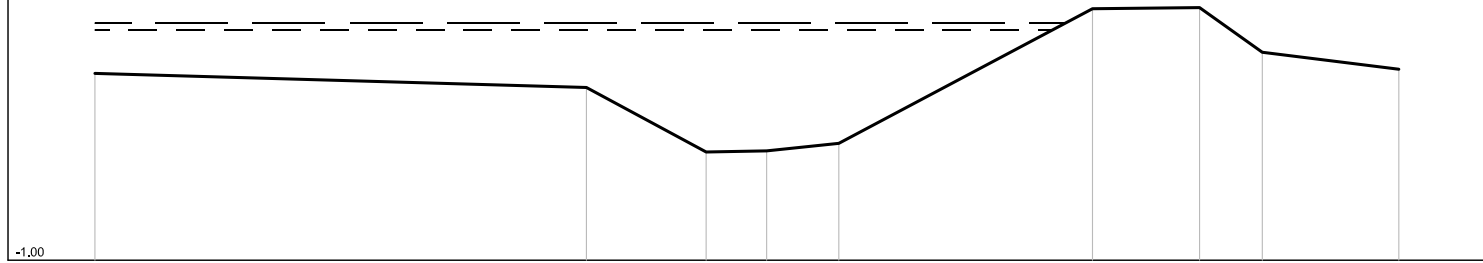
COLLETTORE ORIENTALE
SEZIONE N° 00376__14

LEGENDA:

TR030 H=5.09 m. s.l.m. ---

TR200 H=5.27 m. s.l.m. ---

SCALA DISTANZE 1:200
SCALA QUOTE 1:200



PUNTI	1	2	3	4	5	6	7	8	9
QUOTE [m s.l.m.]	3.94	3.57	1.89	1.89	2.09	5.65	5.68	4.50	4.05
DISTANZE PROGRESSIVE [m]	0.00	13.00	16.17	17.77	19.86	26.39	29.22	30.86	34.49
DISTANZE PARZIALI [m]		13.00	3.17	1.60	1.91	6.71	2.83	1.66	3.61

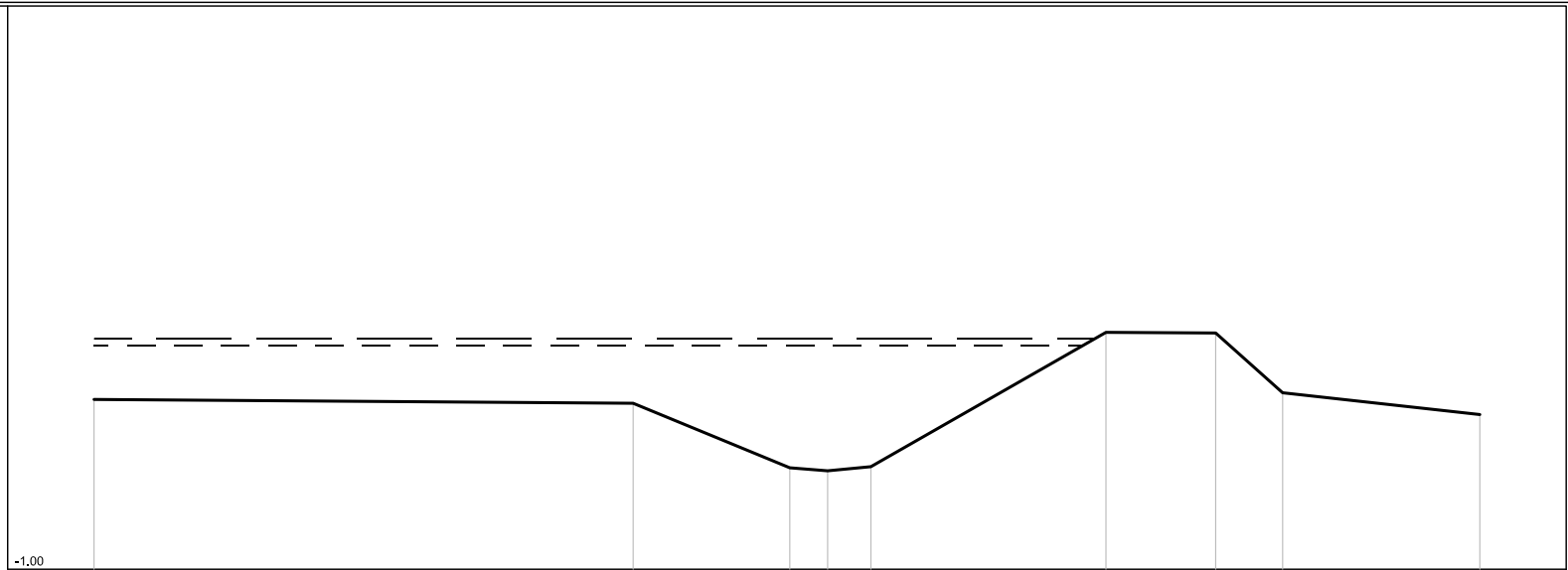
COLLETTORE ORIENTALE
SEZIONE N° 00362__14

LEGENDA:

TR030 H=4,95 m. s.l.m. — — — —

TR200 H=5,14 m. s.l.m. — — — —


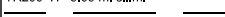
SCALA DISTANZE 1:200
SCALA QUOTE 1:200

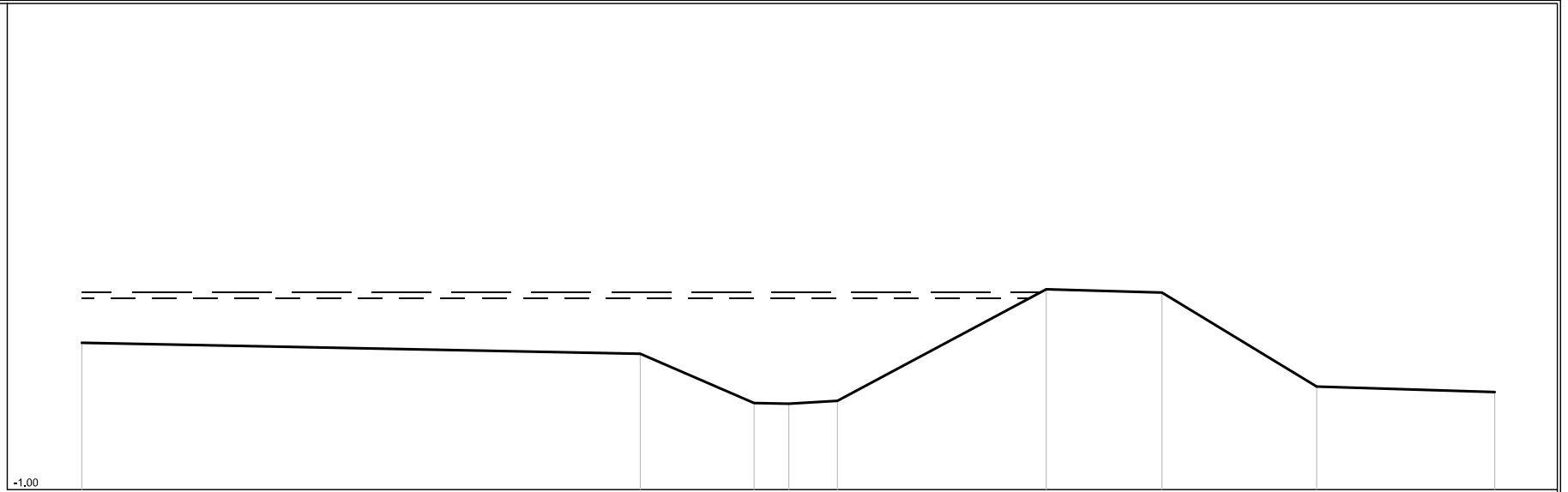


PUNTI	1	2	3	4	5	6	7	8	9
QUOTE [m s.l.m.]	3.52	3.42	1.70	1.62	1.73	5.31	5.29	3.70	3.12
DISTANZE PROGRESSIVE [m]	0.00	14.35	18.52	19.53	20.68	26.94	29.86	31.64	36.89
DISTANZE PARZIALI [m]		14.35	4.17	1.01	1.15	6.26	2.92	1.78	5.25

COLLETTORE ORIENTALE
SEZIONE N° 00349_14

LEGENDA:

TR030 H=4,91 m. s.l.m.

 TR200 H=5,09 m. s.l.m.




SCALA DISTANZE 1:200
SCALA QUOTE 1:200

PUNTI	1	2	3	4	5	6	7	8	9
QUOTE [m s.l.m.]	3.53	3.19	1.67	1.65	1.74	5.18	5.08	2.18	2.01
DISTANZE PROGRESSIVE [m]	0.00	17.22	20.73	21.80	23.30	29.74	33.31	38.08	43.57
DISTANZE PARZIALI [m]	6.76	17.22	3.51	1.07	1.50	6.44	3.57	4.77	5.49

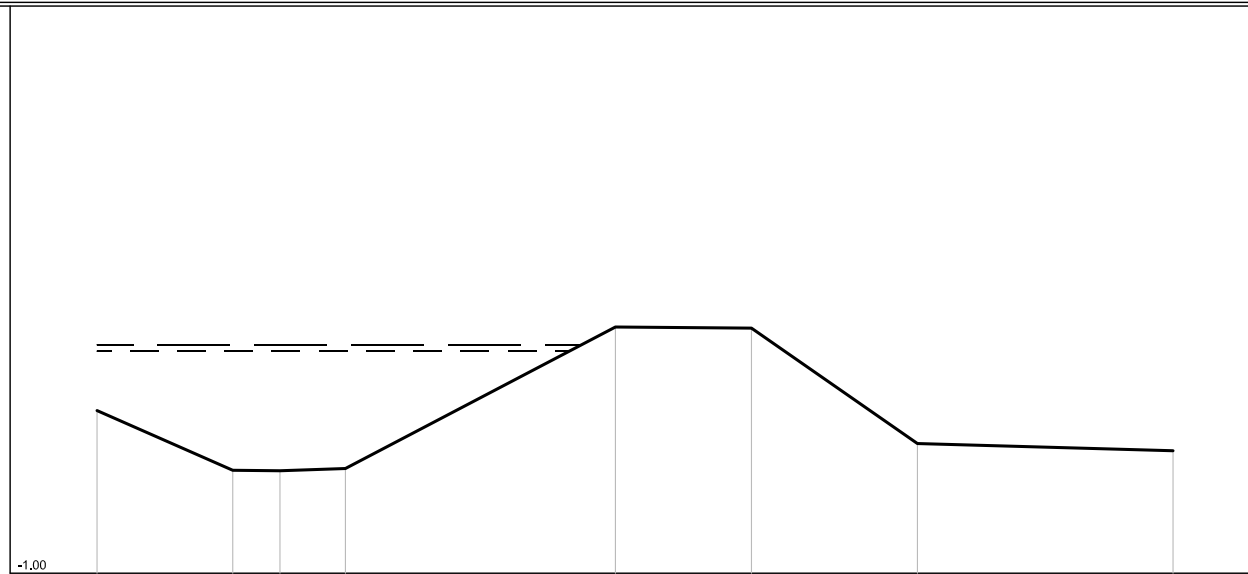
COLLETTORE ORIENTALE
SEZIONE N° 00333__14

LEGENDA:

TR030 H = 4,87 m. s.l.m.

TR200 H = 5,04 m. s.l.m.



SCALA DISTANZE 1:200
SCALA QUOTE 1:200

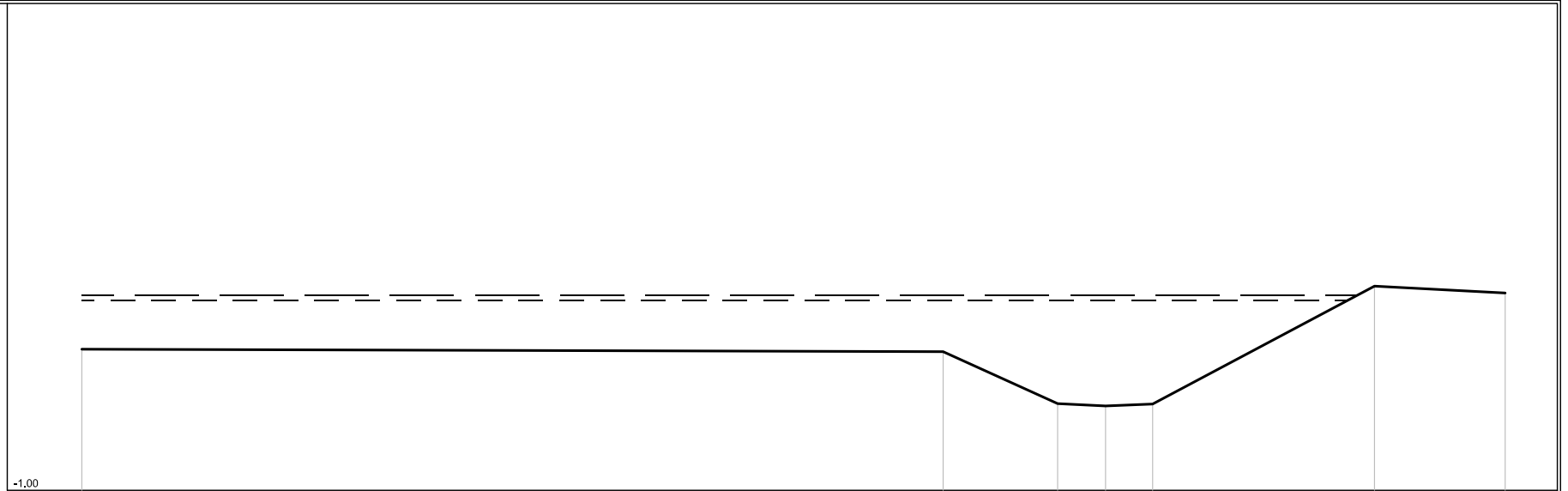


PUNTI	2	3	4	5	6	7	8	9
QUOTE [m s.l.m.]	3,30	1,72	1,71	1,77	5,51	5,48	2,43	2,24
DISTANZE PROGRESSIVE [m]	32,53	36,12	37,37	39,10	46,24	49,84	54,23	60,99
DISTANZE PARZIALI [m]		3,59	1,25	1,73	7,14	3,60	4,39	

COLLETTORE ORIENTALE
SEZIONE N° 00318_14

LEGENDA:

TR030 H=4,85 m. s.l.m.

 TR200 H=5,01 m. s.l.m.



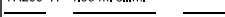


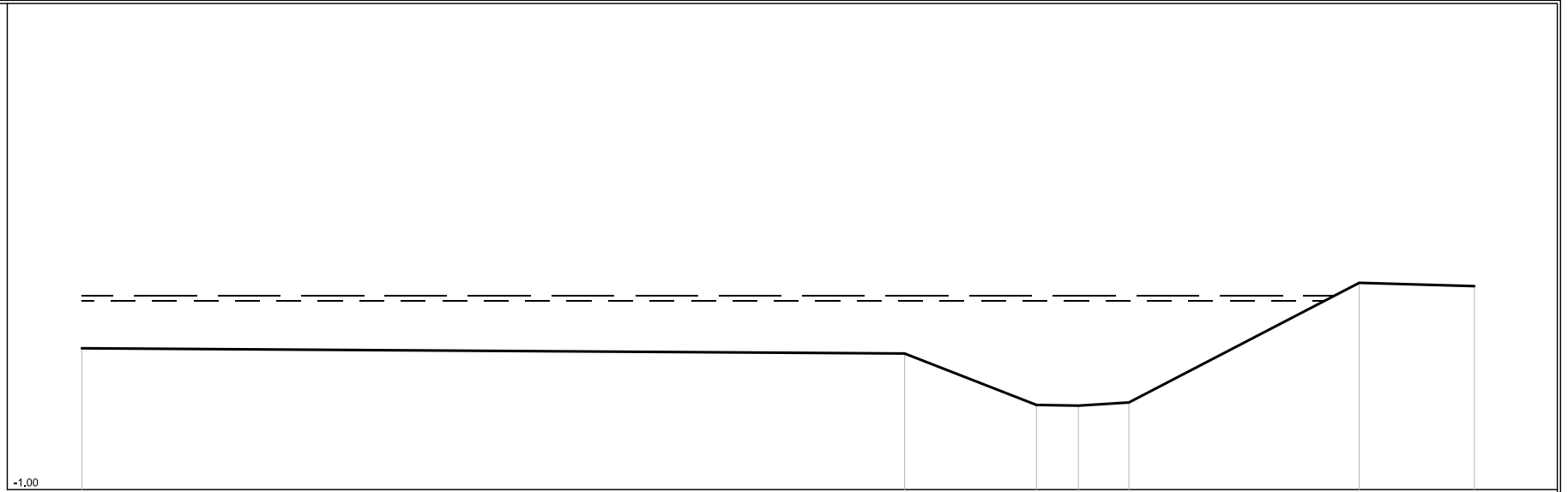
SCALA DISTANZE 1:200
SCALA QUOTE 1:200

PUNTI	1	2	3	4	5	6	7
QUOTE [m s.l.m.]	3.35	3.27	1.67	1.60	1.66	5.29	5.08
DISTANZE PROGRESSIVE [m]	0.00	26.56	30.09	31.57	33.02	39.86	43.89
DISTANZE PARZIALI [m]		26.56	3.53	1.48	1.45	6.84	4.03

COLLETTORE ORIENTALE
SEZIONE N° 00305_14

LEGENDA:

TR030 H=4,83 m. s.l.m.

 TR200 H=4,99 m. s.l.m.




SCALA DISTANZE 1:200
SCALA QUOTE 1:200

	1	PUNTI		2	3	4	5	6	7
QUOTE [m s.l.m.]	3.36			3.20	1.61	1.59	1.69	5.38	5.28
DISTANZE PROGRESSIVE [m]	0.00			25.37	29.44	30.73	32.29	39.39	42.94
DISTANZE PARZIALI [m]		25.37		4.07	1.29	1.56	7.10	3.55	

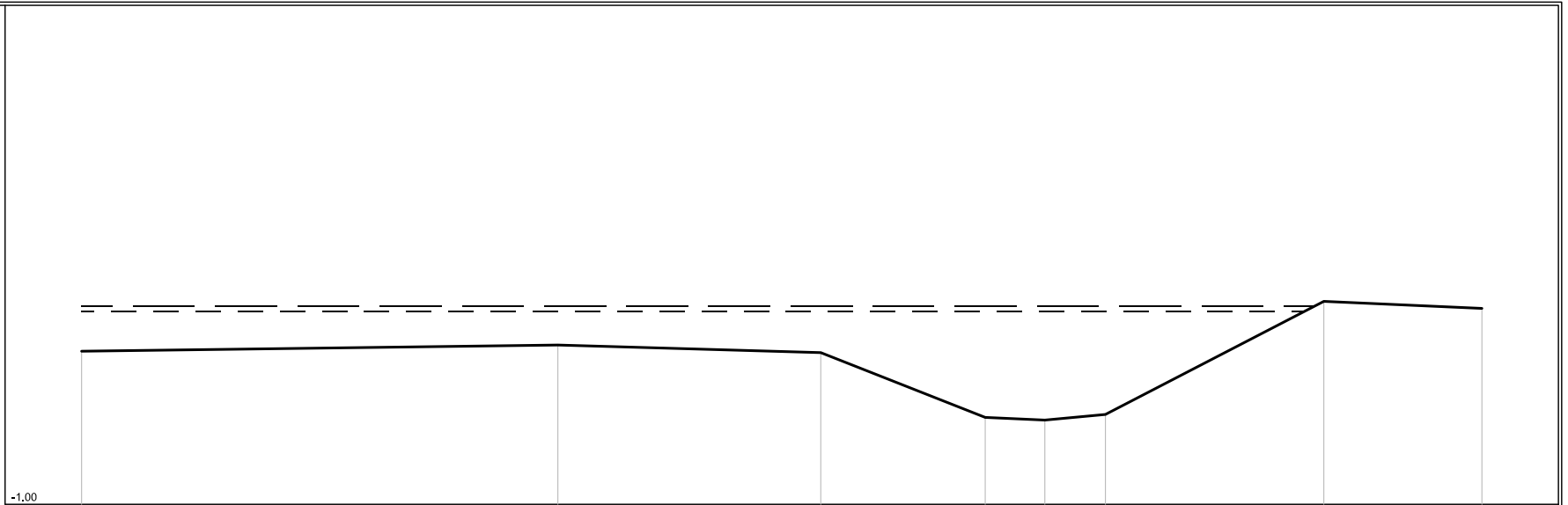
COLLETTORE ORIENTALE
SEZIONE N° 00297__14

LEGENDA:

TR030 H=4,8 m, s.l.m. ---

TR200 H=4,96 m, s.l.m. ---



SCALA DISTANZE 1:200
SCALA QUOTE 1:200



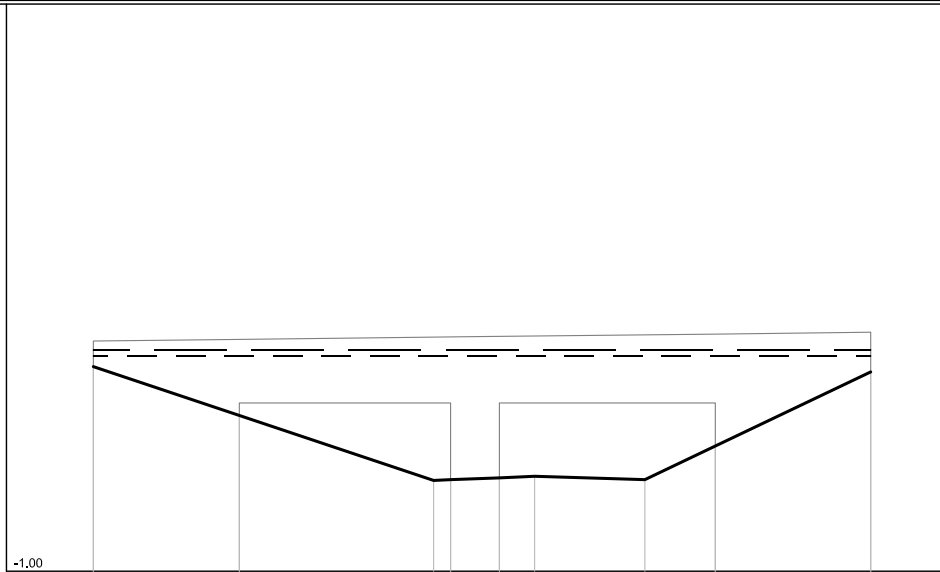
PUNTI	1	2	3	4	5	6	7	8
QUOTE [m s.l.m.]	3,60	3,79	3,56	1,61	1,53	1,70	5,10	4,89
DISTANZE PROGRESSIVE [m]	0,00	14,31	22,21	27,15	28,94	30,76	37,32	42,07
DISTANZE PARZIALI [m]		14,31	7,90	4,94	1,79	1,82	6,56	4,75

COLLETTORE ORIENTALE
 SEZIONE N° 00288PB14

LEGENDA:

TR030 H = 4.69 m. s.l.m. 
 TR200 H = 4.85 m. s.l.m. 

SCALA DISTANZE 1:200
 SCALA QUOTE 1:200



PUNTI	1	3	5	6	8	10	11	12	14
QUOTE [m s.l.m.]	4.41	3.12	1.40	1.42	1.47	1.51	1.42	2.31	4.27
DISTANZE PROGRESSIVE [m]	0.00	3.86	9.00	9.45	10.74	11.67	14.59	16.45	20.56
DISTANZE PARZIALI [m]		3.86	5.14	1.29		2.92	1.86	4.11	

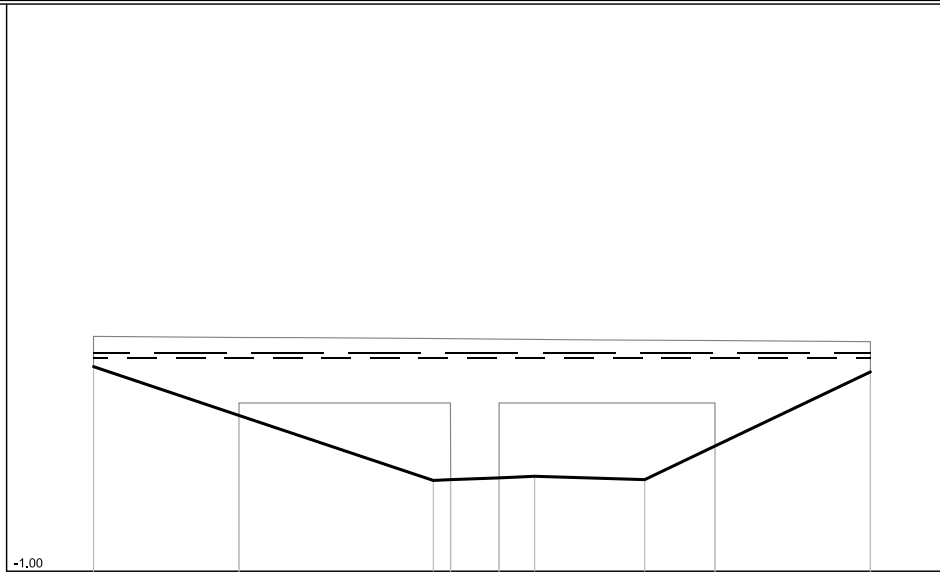
COLLETTORE ORIENTALE
SEZIONE N° 00288PC14

LEGENDA:

TR030 H = 4,65 m. s.l.m.

TR200 H = 4,78 m. s.l.m.

SCALA DISTANZE 1:200
SCALA QUOTE 1:200



PUNTI	1	3	5	6	8	10	11	12	14
QUOTE [m s.l.m.]	4,41	3,12	1,40	1,42	1,47	1,51	1,42	2,31	4,27
DISTANZE PROGRESSIVE [m]	0,00	3,85	8,99	9,44	10,73	11,67	14,56	16,44	20,55
DISTANZE PARZIALI [m]		3,85	5,14	1,28		2,91	1,86	4,11	

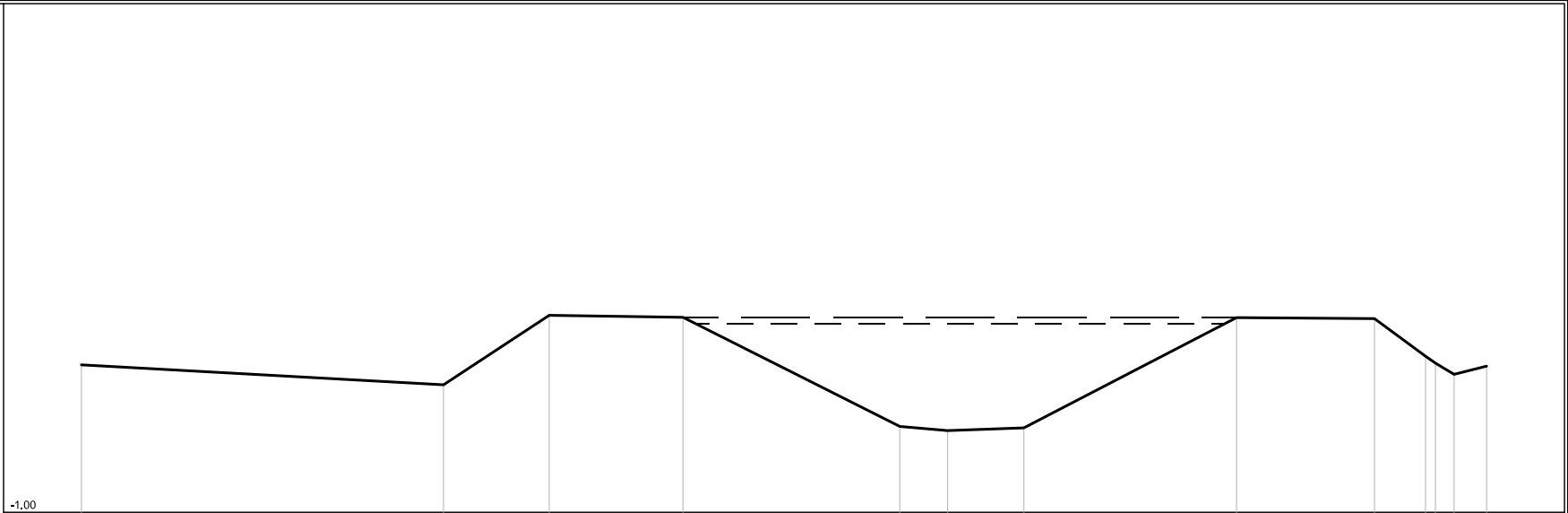
COLLETTORE ORIENTALE
SEZIONE N° 00271_14

LEGENDA:

TR030 H=4,56 m. s.l.m.

TR200 H=4,74 m. s.l.m.



SCALA DISTANZE 1:200
SCALA QUOTE 1:200



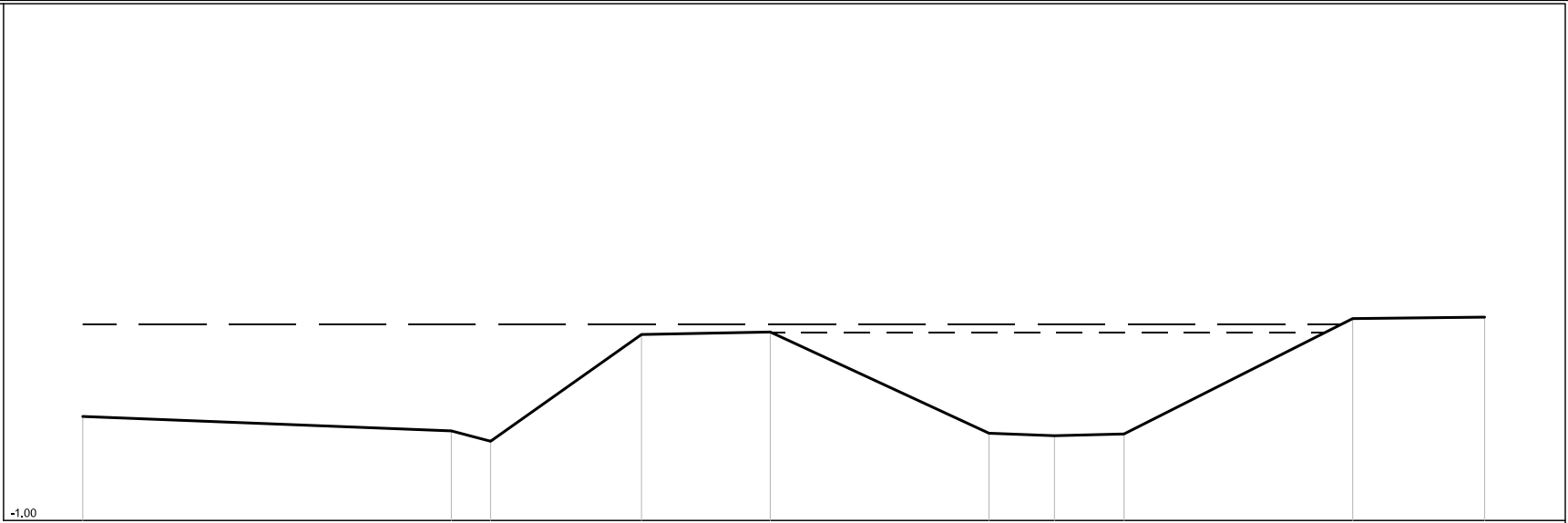
PUNTI	1	2	3	4	5	6	7	8	9	10	11	12	13
QUOTE [m s.l.m.]	3,35	2,76	4,81	4,75	1,53	1,41	1,49	4,74	4,71	3,60	3,40	3,07	3,31
DISTANZE PROGRESSIVE [m]	0,00	10,69	13,81	17,76	24,16	25,57	27,82	34,10	38,17	38,69	39,09	40,52	41,48
DISTANZE PARZIALI [m]		10,69	3,12	3,95	6,40	1,41	2,25	6,28	4,07	1,51		0,96	

COLLETTORE ORIENTALE
SEZIONE N° 00255_14

LEGENDA:

TR030 H=4,45 m, s.l.m. 
TR200 H=4,69 m, s.l.m. 

SCALA DISTANZE 1:200
SCALA QUOTE 1:200



PUNTI	1	2	3	4	5	6	7	8	9	10
QUOTE [m s.l.m.]	2,02	1,60	1,30	4,40	4,47	1,53	1,46	1,51	4,86	4,90
DISTANZE PROGRESSIVE [m]	0,00	10,70	11,84	16,22	19,96	26,31	28,21	30,23	36,87	40,70
DISTANZE PARZIALI [m]		10,70	1,14	4,38	3,74	6,35	1,90	2,02	6,64	3,83

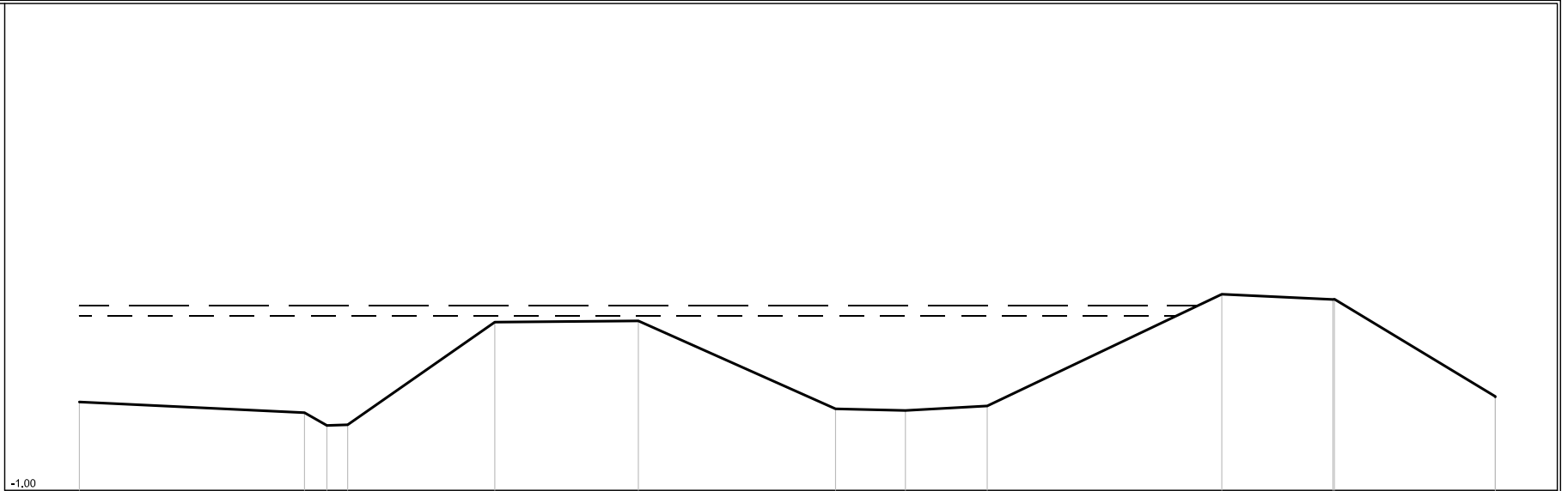
COLLETTORE ORIENTALE
SEZIONE N° 00238_14

LEGENDA:

TR030 H=4,38 m. s.l.m.

TR200 H=4,68 m. s.l.m.

SCALA DISTANZE 1:200
SCALA QUOTE 1:200



PUNTI	1	2	3	4	5	6	7	8	9	10	11	13
QUOTE [m s.l.m.]	1.72	1.39	1.00	1.02	4.18	4.22	1.51	1.46	1.60	5.04	4.88	1.89
DISTANZE PROGRESSIVE [m]	0.00	6.93	7.62	8.26	12.79	17.21	23.28	25.43	27.95	35.17	38.59	43.59
DISTANZE PARZIALI [m]		6.93			4.53	4.42	6.07	2.15	2.52	7.22	3.42	4.95

COLLETTORE ORIENTALE
SEZIONE N° 00232PB14

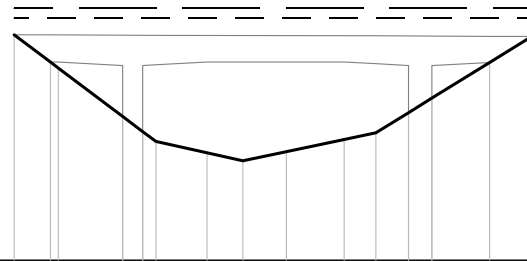
LEGENDA:

TR030 H = 4,4 m. s.l.m.

TR200 H = 4,66 m. s.l.m.

SCALA DISTANZE 1:200
SCALA QUOTE 1:200

-2.00



PUNTI	1	2	4	6	8	9	10	11	12	13	14	16	18	19	
QUOTE [m s.l.m.]		3.96	3.24	1.80	1.40	1.14	0.84	0.63	0.87	1.19	1.37	1.90	2.29	3.23	3.92
DISTANZE PROGRESSIVE [m]	0.00	0.96	2.87	3.40	3.75	5.10	6.05	7.20	8.73	9.57	10.43	11.05	12.58	13.69	
DISTANZE PARZIALI [m]			1.70		1.35		1.15	1.53					1.53	1.11	

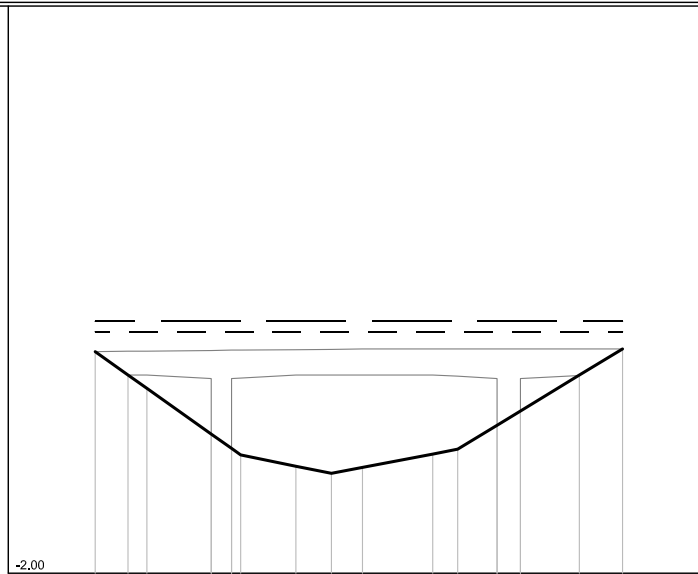
COLLETTORE ORIENTALE
SEZIONE N° 00232PC14

LEGENDA:

TR030 H = 4,39 m. s.l.m.

TR200 H = 4,66 m. s.l.m.

SCALA DISTANZE 1:200
SCALA QUOTE 1:200



PUNTI	1	2	3	4	6	9	10	11	12	13	14	16	18	19				
QUOTE [m s.l.m.]		3,86	3,24	2,89		1,68	1,30	0,83	0,64	0,80		1,15	1,28	1,91	2,29	3,24	3,93	
DISTANZE PROGRESSIVE [m]	0,00	0,87	1,37		3,07	3,61		5,31	6,25	7,07		8,93	9,59	10,63	11,25		12,81	13,95
DISTANZE PARZIALI [m]				1,70			1,46			1,86		1,04		1,56	1,14			

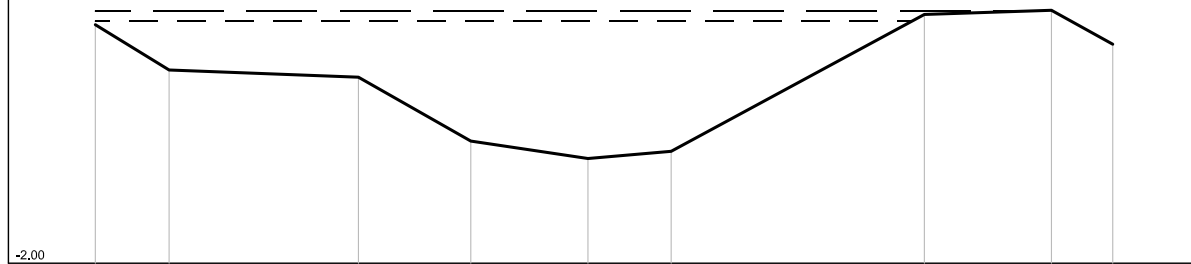
COLLETTORE ORIENTALE
SEZIONE N° 00225__14

LEGENDA:

TR030 H=4,4 m. s.l.m.

TR200 H=4,67 m. s.l.m.

SCALA DISTANZE 1:200
SCALA QUOTE 1:200



PUNTI	1	2	3	4	5	6	7	8	9
QUOTE [m s.l.m.]	4.31	3.11	2.92	1.23	0.77	0.96	4.58	4.69	3.79
DISTANZE PROGRESSIVE [m]	0.00	1.95	6.96	9.93	13.03	15.23	21.93	25.29	26.91
DISTANZE PARZIALI [m]		1.95	5.01	2.97	3.10	2.20	6.70	3.36	1.62

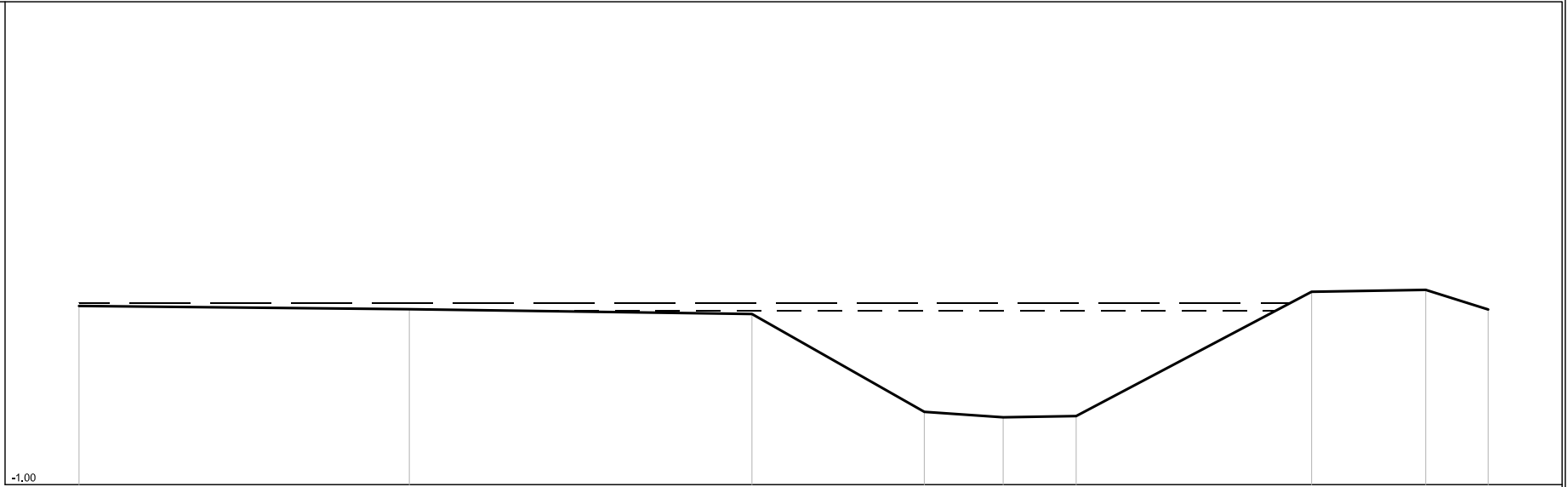
COLLETTORE ORIENTALE
SEZIONE N° 00219__14

LEGENDA:

TR030 H=4.39 m. s.l.m. ---

TR200 H=4.65 m. s.l.m. ---

SCALA DISTANZE 1:200
SCALA QUOTE 1:200



PUNTI	1	2	3	4	5	6	7	8	9
QUOTE [m s.l.m.]	4.55	4.45	4.30	1.26	1.09	1.13	4.99	5.05	4.44
DISTANZE PROGRESSIVE [m]	0.00	10.27	20.92	26.28	28.73	31.00	38.32	41.87	43.81
DISTANZE PARZIALI [m]		10.27	10.65	5.36	2.45	2.27	7.32	3.55	1.94

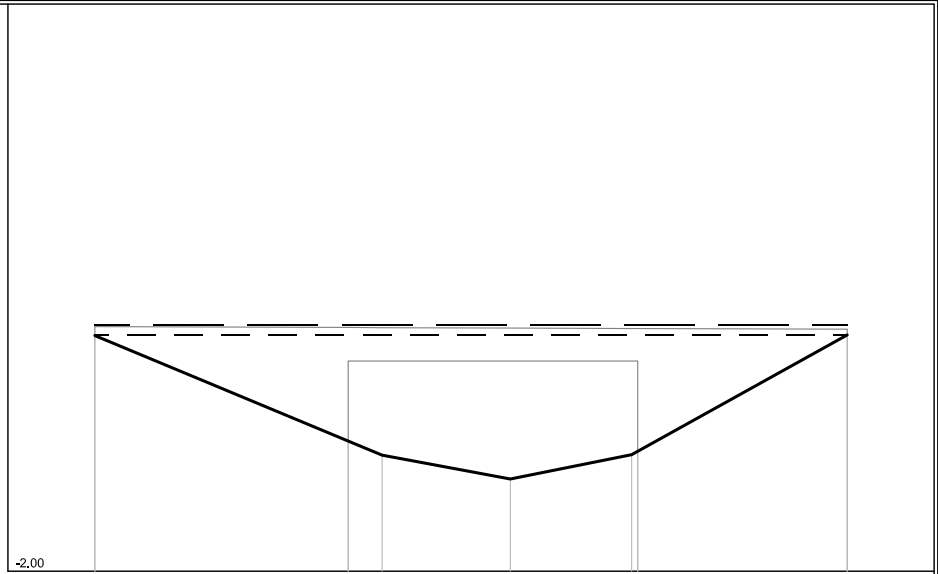
COLLETTORE ORIENTALE
 SEZIONE N° 00214PB14

LEGENDA:

TR030 H=4.25 m. s.l.m. — — — —

TR200 H=4.51 m. s.l.m. — — — —

SCALA DISTANZE 1:200
 SCALA QUOTE 1:200



PUNTI	1	3	5	6	7	10
QUOTE [m s.l.m.]	4.23	1.44	1.07	0.44	1.08	4.25
DISTANZE PROGRESSIVE [m]	0.00	6.70	7.60	10.99	14.20	19.90
DISTANZE PARZIALI [m]		6.70		3.39	3.21	5.54

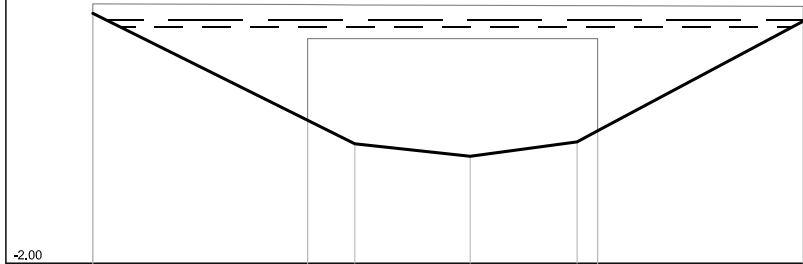
COLLETTORE ORIENTALE
SEZIONE N° 00214PC14

LEGENDA:

TR030 H=4.24 m. s.l.m.

TR200 H=4.43 m. s.l.m.

SCALA DISTANZE 1:200
SCALA QUOTE 1:200



PUNTI	1	3	5	6	7	8	10
QUOTE [m s.l.m.]	4.61	1.78	1.16	0.83	1.21	1.50	4.40
DISTANZE PROGRESSIVE [m]	0.00	5.68	6.93	9.98	12.81	13.35	18.79
DISTANZE PARZIALI [m]		5.68	1.25	3.05	2.83		5.44

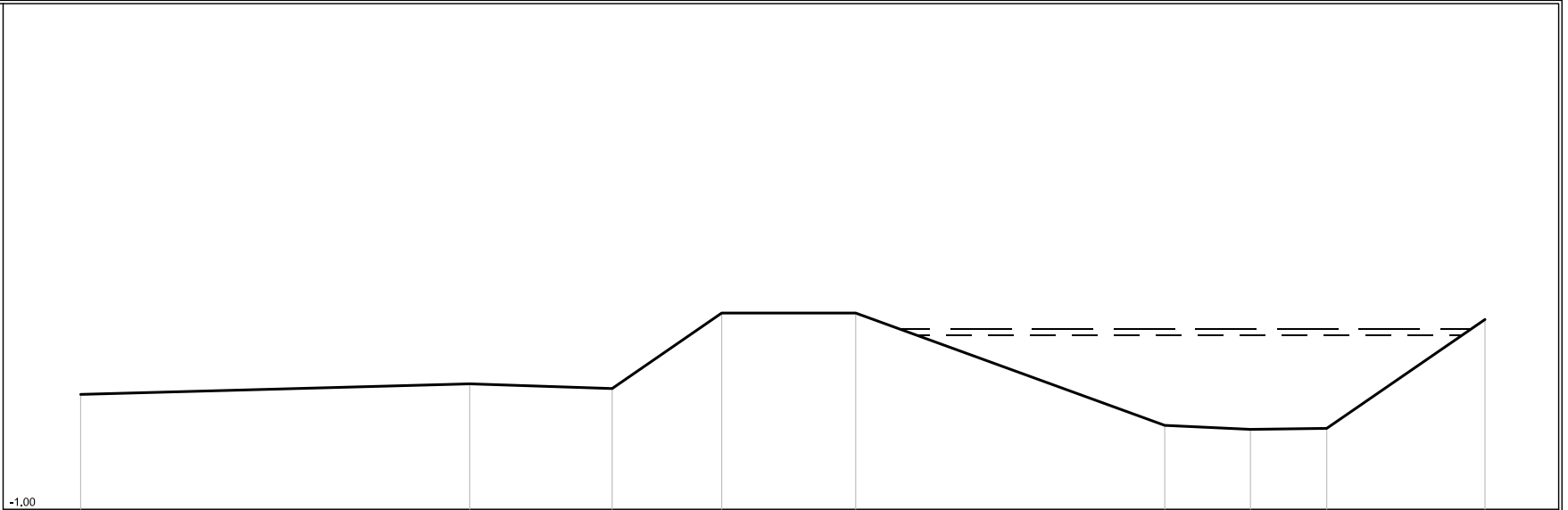
COLLETORE ORIENTALE
SEZIONE N° 00204_14

LEGENDA:

TR030 H=4,16 m. s.l.m.

TR200 H=4,35 m. s.l.m.

SCALA DISTANZE 1:200
SCALA QUOTE 1:200



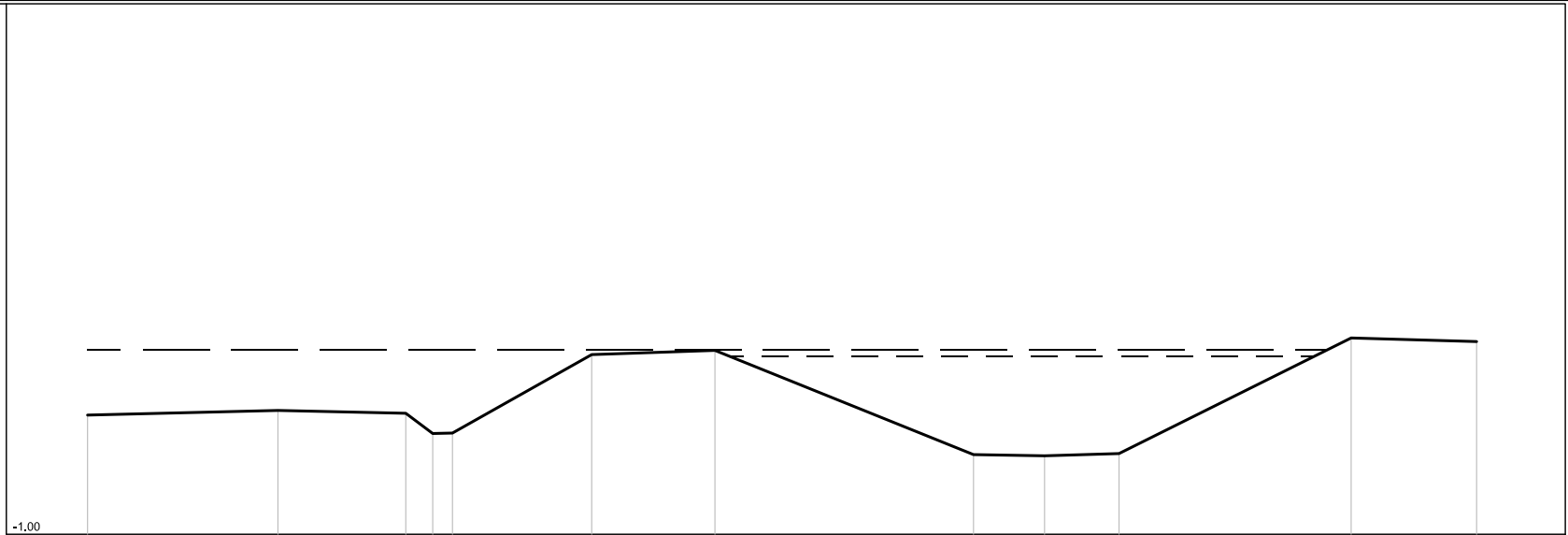
PUNTI	1	2	3	4	5	6	7	8	9
QUOTE [m s.l.m.]	2.41	2.72	2.58	4.82	4.82	1.49	1.37	1.40	4.63
DISTANZE PROGRESSIVE [m]	0.00	11.53	15.75	19.00	22.97	32.13	34.67	36.93	41.62
DISTANZE PARZIALI [m]		11.53	4.22	3.25	3.97	9.16	2.54	2.26	4.69

COLLETTORE ORIENTALE
SEZIONE N° 00191_14

LEGENDA:

TR030 H=4,03 m. s.l.m. ---
TR200 H=4,23 m. s.l.m. ---

SCALA DISTANZE 1:200
SCALA QUOTE 1:200



PUNTI	1	2	3	4	5	6	7	8	9	10	11	12	
QUOTE [m s.l.m.]	2,37	2,50	2,42	1,85	1,86	4,08	4,20	1,25	1,22	1,28	4,55	4,45	
DISTANZE PROGRESSIVE [m]	0,00	5,39	9,01	9,77	10,33	14,27	17,76	25,08	27,09	29,20	35,77	39,32	
DISTANZE PARZIALI [m]		5,39	3,62			3,94	3,49	7,32	2,01	2,11	6,57	3,55	3,77

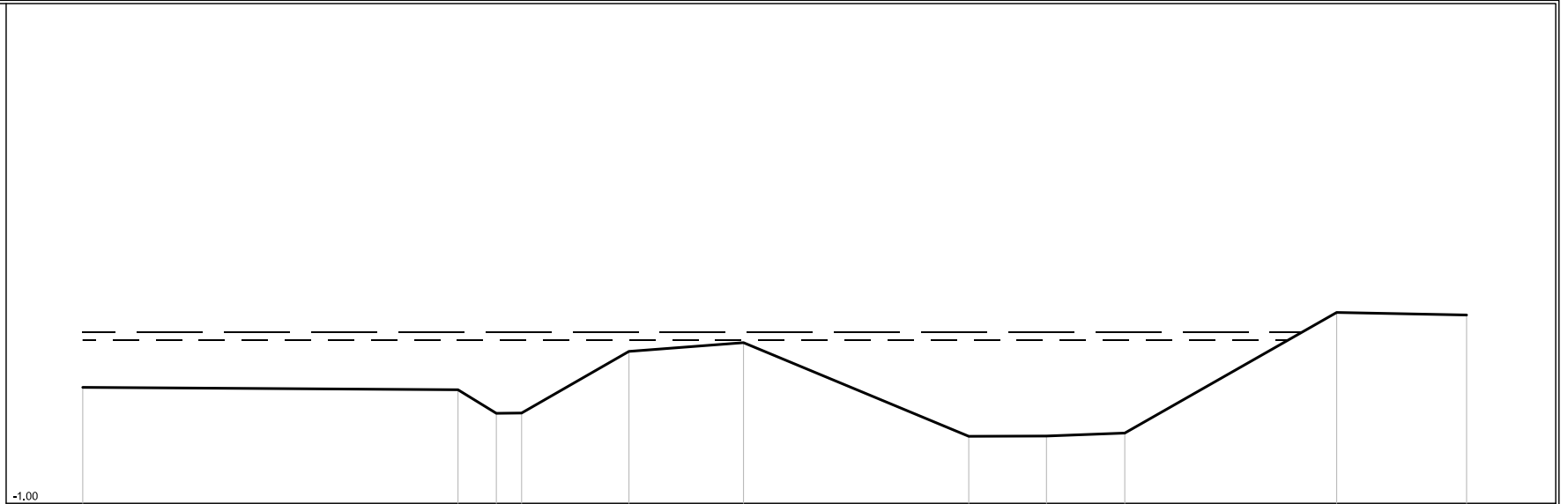
COLLETTORE ORIENTALE
SEZIONE N° 00175__14

LEGENDA:

TR030 H=3.9 m. s.l.m.

TR200 H=4.15 m. s.l.m.

SCALA DISTANZE 1:200
SCALA QUOTE 1:200



PUNTI	1	2	3	4	5	6	7	8	9	10	11
QUOTE [m s.l.m.]	2.48	2.41	1.70	1.71	3.56	3.82	1.01	1.02	1.11	4.73	4.85
DISTANZE PROGRESSIVE [m]	0.00	11.26	12.41	13.17	16.39	19.83	26.59	28.92	31.27	37.63	41.53
DISTANZE PARZIALI [m]		11.26	1.15		3.22	3.44	6.76	2.33	2.35	6.36	3.90

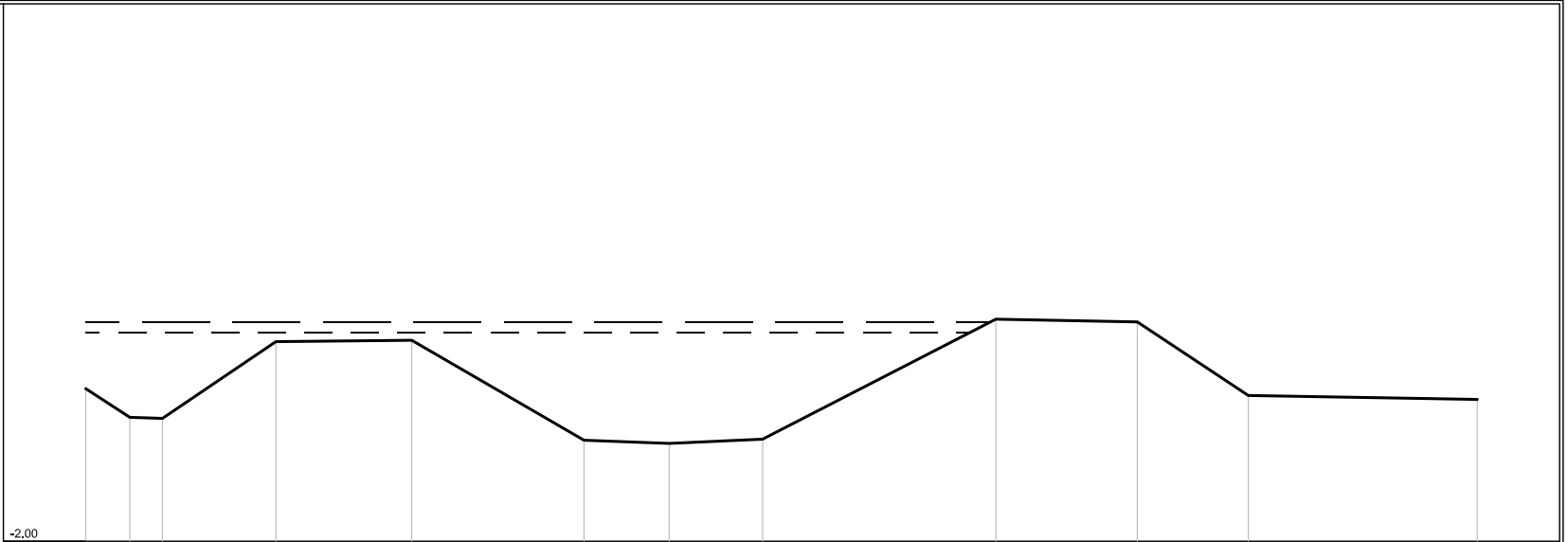
COLLETTORE ORIENTALE
SEZIONE N° 00160_14

LEGENDA:

TR030 H=3,83 m. s.l.m. ---

TR200 H=4,12 m. s.l.m. ---

SCALA DISTANZE 1:200
SCALA QUOTE 1:200



PUNTI	2	3	4	5	6	7	8	9	10	11	12	13							
QUOTE [m s.l.m.]	2.26	1.46	1.43	3.57	3.61	0.82	0.73	0.85	4.20	4.12	2.07	1.96							
DISTANZE PROGRESSIVE [m]	40.60	41.83	42.74	45.91	49.70	54.51	56.89	59.50	66.01	69.96	73.06	79.45							
DISTANZE PARZIALI [m]	1.23		3.17		3.79		4.81		2.38	2.61		6.51		3.95		3.10		6.39	

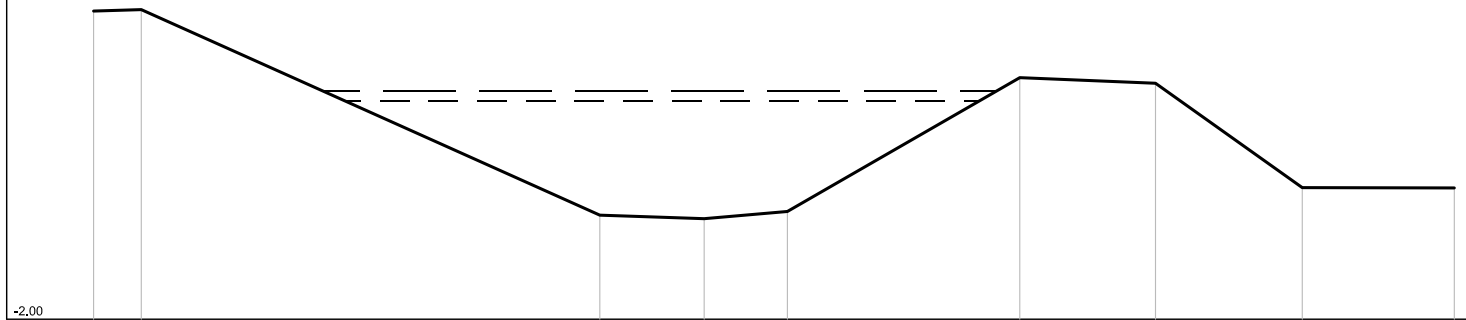
COLLETTORE ORIENTALE
SEZIONE N° 00144_14

LEGENDA:

TR030 H=3.76 m. s.l.m. ---

TR200 H=4.03 m. s.l.m. ---

SCALA DISTANZE 1:200
SCALA QUOTE 1:200



PUNTI	1	2	3	4	5	6	7	8	9
QUOTE [m s.l.m.]	6.15	6.19	0.75	0.66	0.65	4.39	4.24	1.48	1.47
DISTANZE PROGRESSIVE [m]	0.00	1.26	13.39	16.15	18.35	24.50	28.09	31.97	35.99
DISTANZE PARZIALI [m]	1.26	12.13	2.76	2.20	6.15	3.59	3.88	4.02	

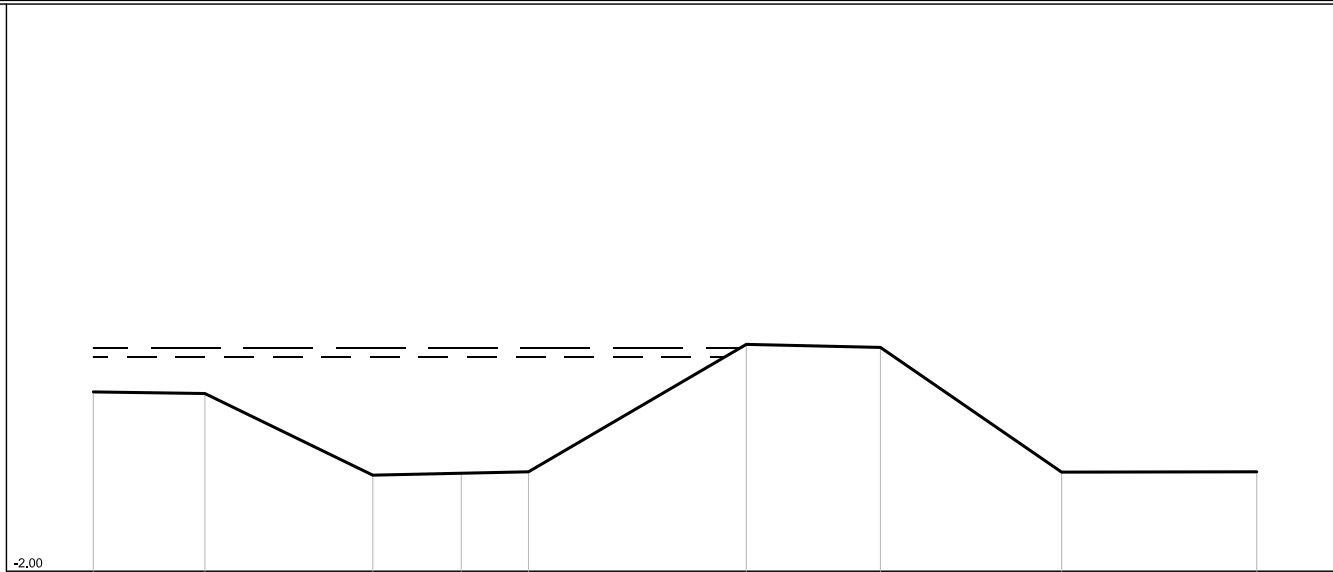
COLLETTORE ORIENTALE
SEZIONE N° 00131__14

LEGENDA:

TR030 H = 3,67 m. s.l.m.

TR200 H = 3,91 m. s.l.m.

SCALA DISTANZE 1:200
SCALA QUOTE 1:200



PUNTI	1	2	3	4	5	6	7	8	9
QUOTE [m s.l.m.]	2.74	2.70	0.54	0.59	0.63	4.00	3.92	0.62	0.63
DISTANZE PROGRESSIVE [m]	0.00	2.95	7.39	9.73	11.51	17.27	20.82	25.61	30.77
DISTANZE PARZIALI [m]		2.95	4.44	2.34	1.78	5.76	3.55	4.79	5.16

COLLETTORE ORIENTALE
 SEZIONE N° 00123PB14

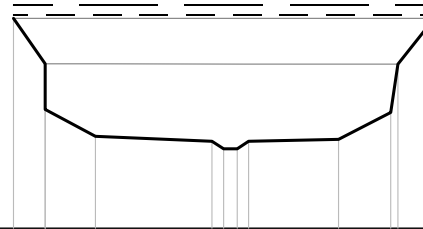
LEGENDA:

TR030 H=3.64 m. s.l.m.

TR200 H=3.9 m. s.l.m.

SCALA DISTANZE 1:200
 SCALA QUOTE 1:200

-2.00



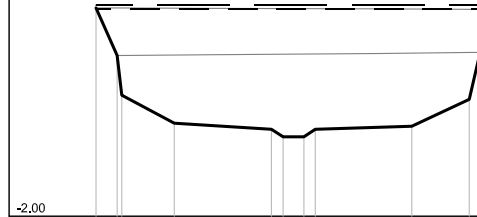
PUNTI	1	2	4	5	6	7	8	9	10	12
QUOTE [m s.l.m.]	3.55	2.95	0.43	0.30	0.10	0.10	0.30	0.35	1.06	3.55
DISTANZE PROGRESSIVE [m]	0.00	0.84	2.17	5.25	5.66	5.92	6.22	8.60	9.98	11.13
DISTANZE PARZIALI [m]		1.33	3.08				2.38	1.38		

COLLETTORE ORIENTALE
 SEZIONE N° 00123PC14

LEGENDA:

TR030 H = 3.47 m. s.l.m.

TR200 H = 3.58 m. s.l.m.





SCALA DISTANZE 1:200
 SCALA QUOTE 1:200

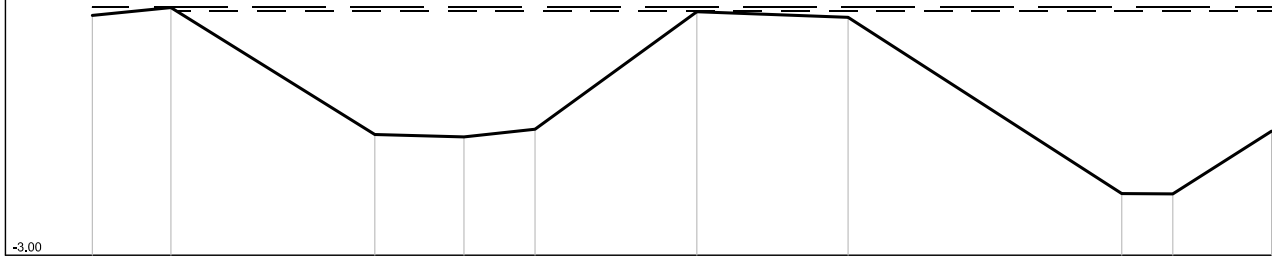
PUNTI	1	2	4	5	6	7	8	9	10	11
QUOTE [m s.l.m.]		3.51 2.25	0.46		0.30 0.10 0.10 0.30			0.38		1.09 2.33
DISTANZE PROGRESSIVE [m]		0.00 0.56	2.07		4.64 4.95 5.60 5.90			8.35		9.87 10.16
DISTANZE PARZIALI [m]			1.39	2.57				2.55	1.52	

COLLETTORE ORIENTALE
SEZIONE N° 00120__14

LEGENDA:

TR030 H=3,46 m. s.l.m. 
TR200 H=3,56 m. s.l.m. 

SCALA DISTANZE 1:200
SCALA QUOTE 1:200



PUNTI	1	2	3	4	5	6	7	8	9	10
QUOTE [m s.l.m.]	3.34	3.55	0.19	0.13	0.33	3.44	3.29	-1.37	-1.38	0.28
DISTANZE PROGRESSIVE [m]	0.00	2.08	7.47	9.83	11.71	15.99	19.99	27.23	28.58	31.19
DISTANZE PARZIALI [m]		2.08	5.39	2.36	1.88	4.28	4.00	7.24	1.35	2.61

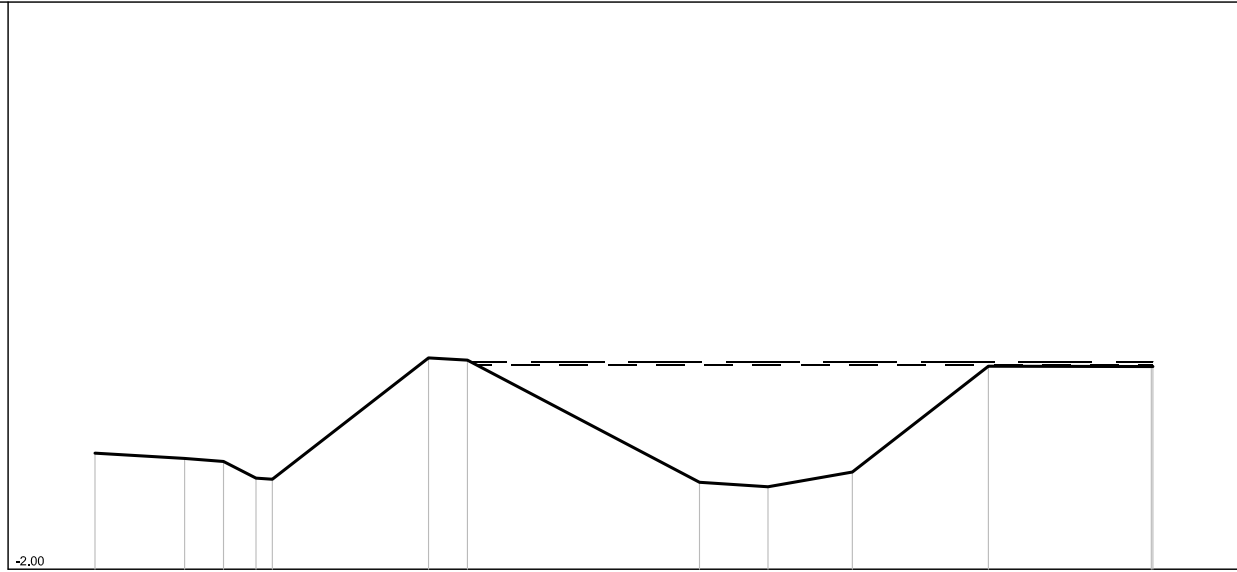
COLLETTORE ORIENTALE
SEZIONE N° 00113_14

LEGENDA:

TR030 H = 3,39 m, s.l.m.

TR200 H = 3,49 m, s.l.m.


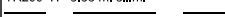
SCALA DISTANZE 1:200
SCALA QUOTE 1:200



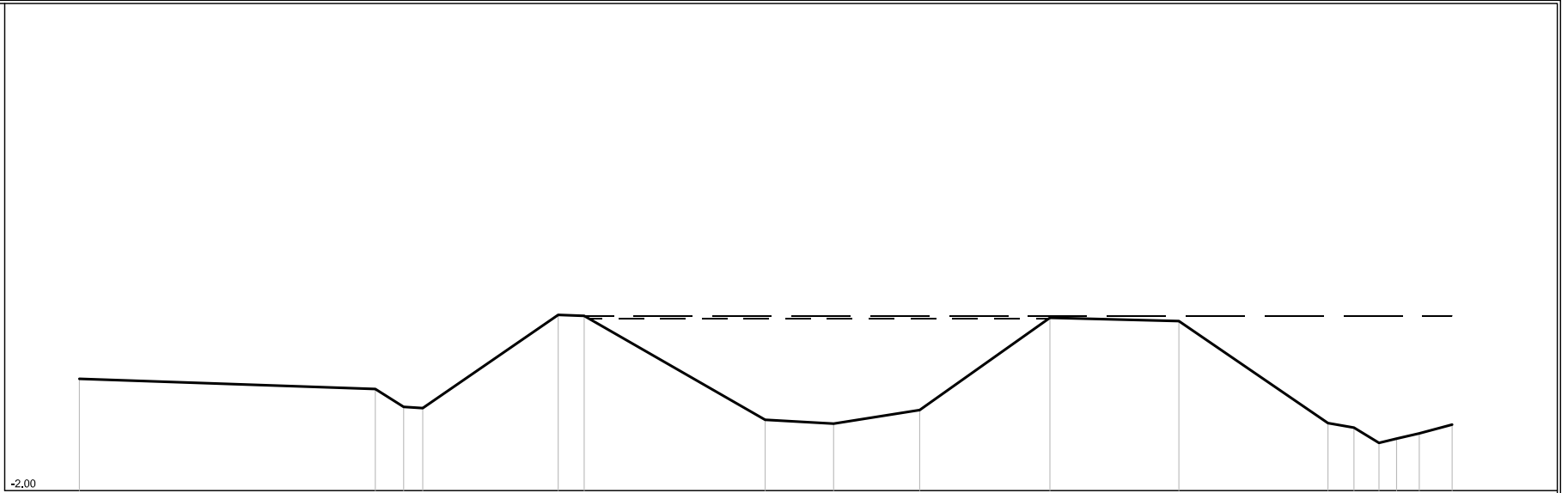
PUNTI	1	2	3	4	5	6	7	8	9	10	11	12
QUOTE [m s.l.m.]	1.07	0.93	0.85	0.41	0.38	3.59	3.53	0.30	0.18	0.57	3.37	3.36
DISTANZE PROGRESSIVE [m]	0.00	2.37	3.40	4.26	4.69	8.62	9.85	15.99	17.80	20.03	23.63	27.94
DISTANZE PARZIALI [m]		2.37	1.03			4.13	1.03	6.14	1.81	2.23	3.60	4.31

COLLETORE ORIENTALE
SEZIONE N° 00099_14

LEGENDA:

TR030 H=3.29 m. s.l.m.

 TR200 H=3.38 m. s.l.m.


SCALA DISTANZE 1:200
SCALA QUOTE 1:200



PUNTI	1	2	3	4	5	6	7	8	9	10	11	12	13	14	15	16	17
QUOTE [m s.l.m.]	1.44	1.13	0.58	0.54	3.41	3.38	0.18	0.06	0.48	3.32	3.22	0.08	-0.06	-0.53	-0.40	-0.24	0.03
DISTANZE PROGRESSIVE [m]	0.00	9.11	9.98	10.57	14.74	15.54	21.11	23.22	25.87	29.88	33.85	38.44	39.24	40.01	40.55	41.25	42.26
DISTANZE PARZIALI [m]		9.11			4.17		5.57	2.11	2.65	4.01	3.97	4.59				1.01	6.02

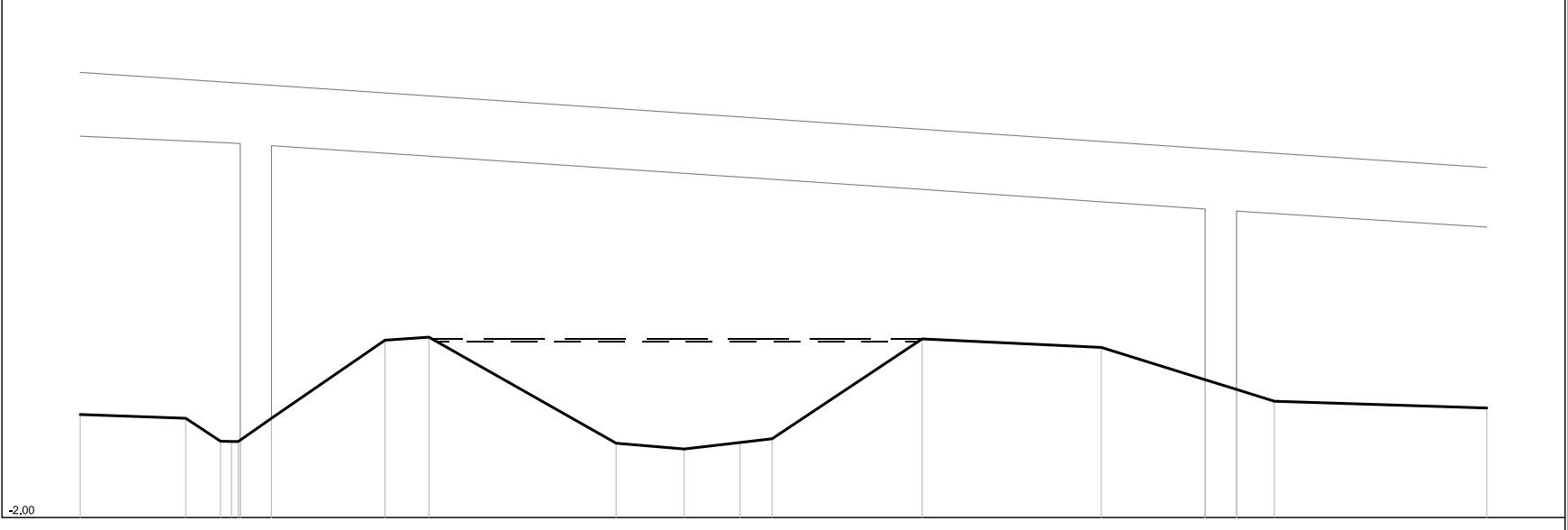
COLLETTORE ORIENTALE
SEZIONE N° 00082PB14

LEGENDA:

TR030 H=3,17 m. s.l.m. — — — —

TR200 H=3,23 m. s.l.m. — — — —

SCALA DISTANZE 1:200
SCALA QUOTE 1:200



PUNTI	1	2	3	4	6	8	10	11	12	13	14	15	16	17	18	20	22	23
QUOTE [m s.l.m.]	1,02	0,91	0,24	0,23	0,23	0,91	3,20	3,29	0,18	0,01	0,20	0,31	3,24	2,99	2,04	1,76	1,41	1,21
DISTANZE PROGRESSIVE [m]	0,00	3,10	4,12	4,40	4,40	5,62	8,95	10,24	15,74	17,74	19,38	20,32	24,73	29,89	33,04	33,96	35,07	41,31
DISTANZE PARZIALI [m]		3,10	1,02			3,33	1,29	5,50	2,00	1,64		4,41	5,26	3,05	1,11		6,24	

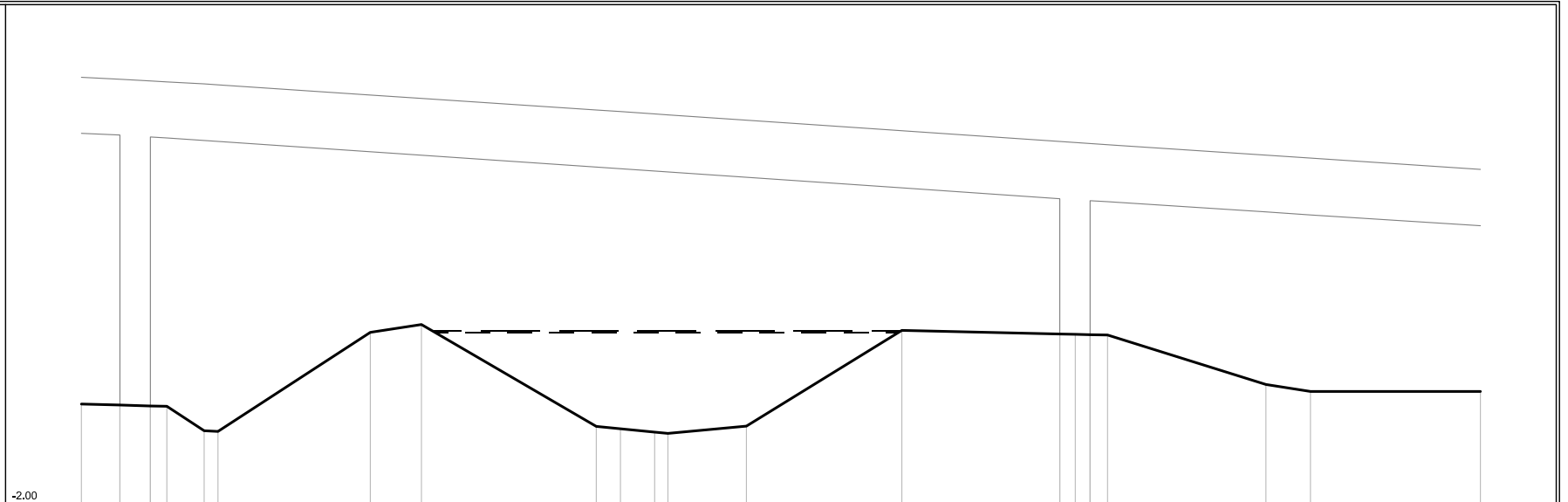
COLLETTORE ORIENTALE
SEZIONE N° 00082PC14

LEGENDA:

TR030 H=3.15 m. s.l.m.

TR200 H=3.21 m. s.l.m.



SCALA DISTANZE 1:200
SCALA QUOTE 1:200



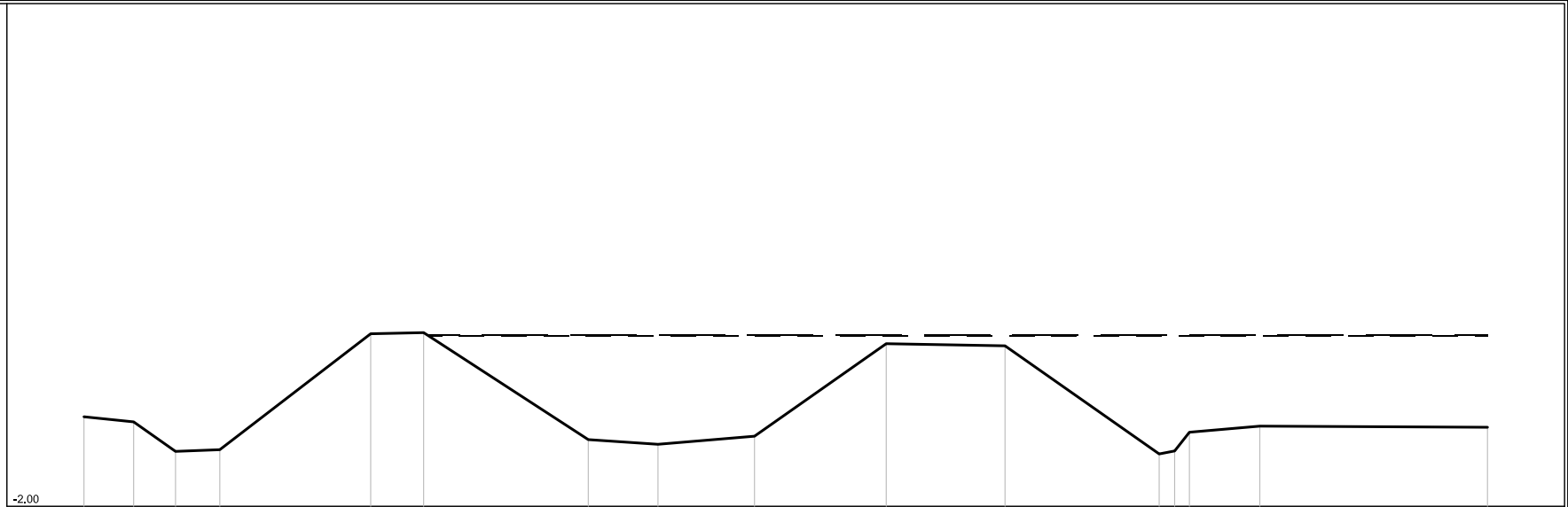
PUNTI	1	2	4	6	7	8	9	10	11	12	13	14	15	16	17	19	20	22	23	24	25
QUOTE [m s.l.m.]	0.89	0.96	0.83	0.82	0.18	0.16	3.16	3.40	0.31	0.24	0.14	0.10	0.32	3.22	3.11	3.10	3.09	3.08	1.58	1.37	1.37
DISTANZE PROGRESSIVE [m]	0.00	1.17	2.09	2.59	3.72	4.14	6.76	10.31	15.61	16.34	17.38	17.78	20.16	24.87	29.66	30.13	30.58	31.11	35.91	37.26	42.41
DISTANZE PARZIALI [m]	1.17		1.13		4.62		1.55	5.30		1.04	2.38		4.71	4.79		4.80		1.35	5.15		

COLLETTORE ORIENTALE
SEZIONE N° 00067__14

LEGENDA:

TR030 H=3,07 m. s.l.m. 
TR200 H=3,12 m. s.l.m. 

SCALA DISTANZE 1:200
SCALA QUOTE 1:200



PUNTI	1	2	3	4	5	6	7	8	9	10	11	12	13	14	15	16
QUOTE [m s.l.m.]	0.67	0.52	-0.36	-0.31	3.15	3.18	-0.01	-0.15	0.09	2.85	2.79	-0.44	-0.35	0.21	0.39	0.36
DISTANZE PROGRESSIVE [m]	0.00	1.48	2.73	4.05	8.55	10.13	15.04	17.12	20.00	23.93	27.47	32.07	32.53	32.97	35.07	41.86
DISTANZE PARZIALI [m]		1.48	1.25	1.32	4.50	1.58	4.91	2.08	2.88	3.93	3.54	4.60			2.10	6.79

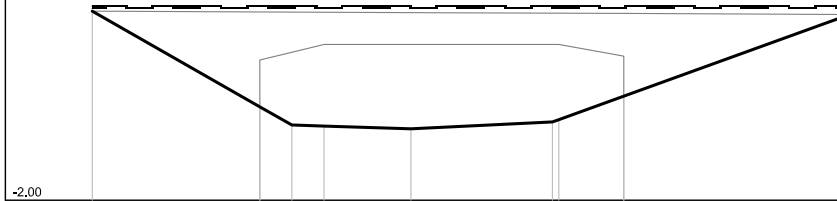
COLLETTORE ORIENTALE
 SEZIONE N° 00059PB14

LEGENDA:

TR030 H = 3,07 m. s.l.m.

TR200 H = 3,13 m. s.l.m.

SCALA DISTANZE 1:200
 SCALA QUOTE 1:200



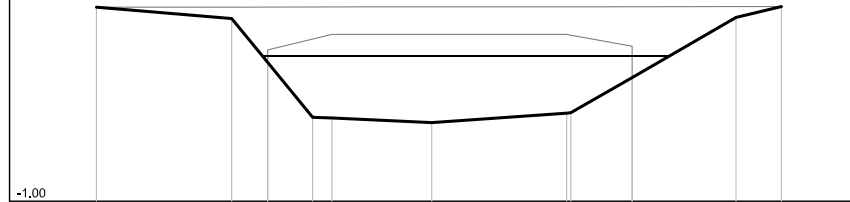
PUNTI	1	2	4	5	6	7	9	11
QUOTE [m s.l.m.]	3.00	0.47	-0.01	-0.04	-0.11	0.07	0.75	2.91
DISTANZE PROGRESSIVE [m]	0.00	4.43	5.28	6.13	8.43	12.17	14.06	20.03
DISTANZE PARZIALI [m]		4.43		2.30	3.74	1.72	5.97	

COLLETTORE ORIENTALE
SEZIONE N° 00059PC14

LEGENDA:

TR030 H=2.84 m. s.l.m. — — — —
TR200 H=2.84 m. s.l.m. — — — —

SCALA DISTANZE 1:200
SCALA QUOTE 1:200



PUNTI	1	2	3	5	6	7	8	10	12	13
QUOTE [m s.l.m.]	4.13	3.83	2.67	1.22	1.20	1.08	1.33	2.27	3.86	4.15
DISTANZE PROGRESSIVE [m]	0.00	3.58	4.53	5.72	6.23	8.87	12.44	14.17	16.92	18.12
DISTANZE PARZIALI [m]		3.58	1.19		2.64	3.57	1.62	2.75	1.20	

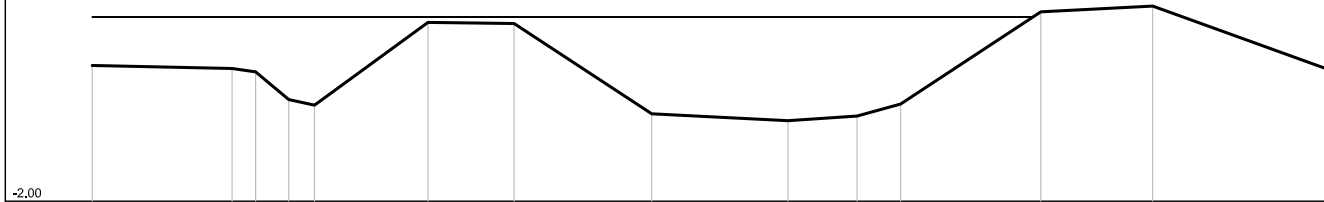
COLLETTORE ORIENTALE
SEZIONE N° 00056__14

LEGENDA:

TR030 H = 2,87 m. s.l.m. ---

TR200 H = 2,87 m. s.l.m. ---

SCALA DISTANZE 1:200
SCALA QUOTE 1:200



PUNTI	1	2	3	4	5	6	7	8	9	10	11	12	13	14
QUOTE [m s.l.m.]	1,59	1,51	1,42	0,69	0,54	2,73	2,70	0,31	0,13	0,25	0,57	3,01	3,16	1,47
DISTANZE PROGRESSIVE [m]	0,00	3,70	4,32	5,20	5,88	8,88	11,16	14,80	18,40	20,23	21,38	25,09	28,05	32,73
DISTANZE PARZIALI [m]		3,70				3,00	2,28	3,64	3,60	1,83	1,15	3,71	2,96	4,68

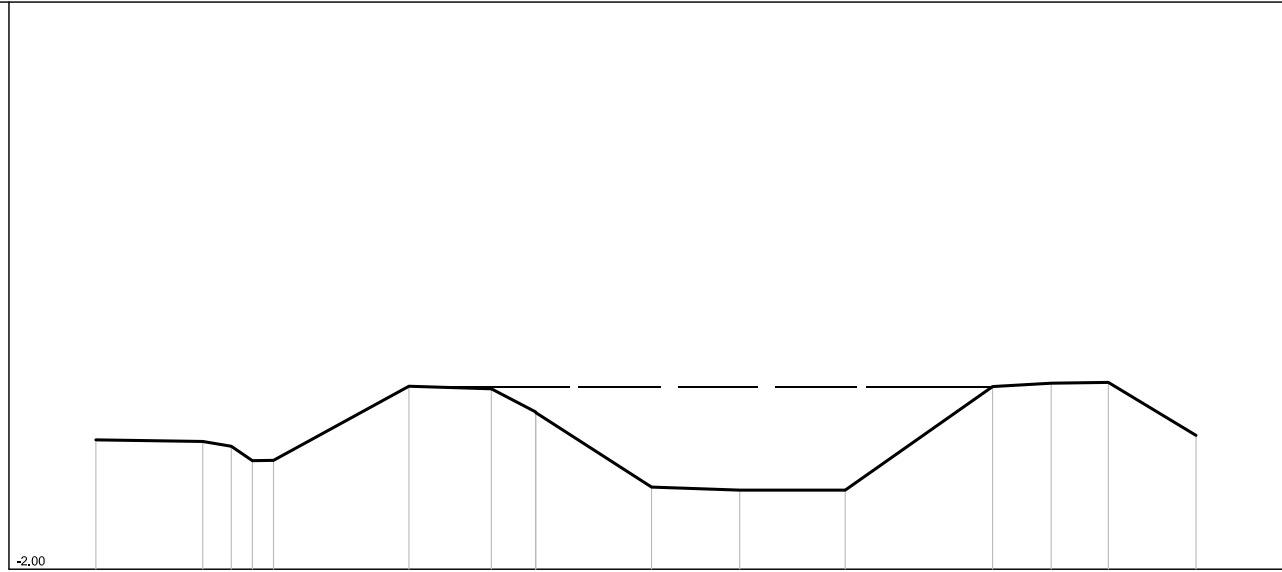
COLLETTORE ORIENTALE
SEZIONE N° 00049_14

LEGENDA:

TR030 H=2,81 m. s.l.m.

TR200 H=2,81 m. s.l.m.

SCALA DISTANZE 1:200
SCALA QUOTE 1:200



PUNTI	1	2	3	4	5	6	7	8	10	11	12	13	14	15	16
QUOTE [m s.l.m.]	1.42	1.38	1.25	0.87	0.88	2.84	2.77	2.16	0.17	0.09	0.09	2.83	2.92	2.94	1.54
DISTANZE PROGRESSIVE [m]	0.00	2.83	3.56	4.14	4.70	8.28	10.46	11.63	14.70	17.03	19.82	23.72	25.27	26.78	29.10
DISTANZE PARZIALI [m]		2.83				3.58	2.18	1.17	3.06	2.33	2.79	3.90	1.55	1.51	2.32

COLLETTORE ORIENTALE
SEZIONE N° 00033_14

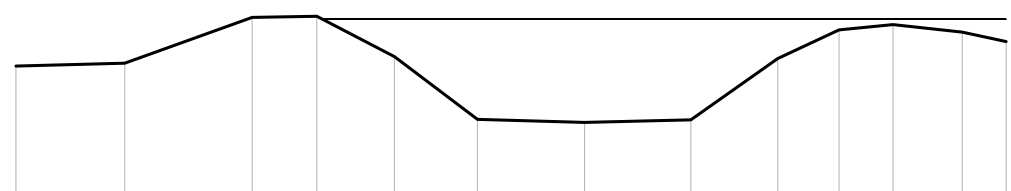
LEGENDA:

TR030 H=2,68 m. s.l.m.

TR200 H=2,68 m. s.l.m.

SCALA DISTANZE 1:200
SCALA QUOTE 1:200

-2,00



PUNTI	1	2	3	4	5	6	7	8	9	10	11	12	13
QUOTE [m s.l.m.]	1,44	1,52	2,73	2,76	1,89	0,03	-0,05	0,02	1,64	2,40	2,54	2,34	2,09
DISTANZE PROGRESSIVE [m]	0,00	2,88	6,25	7,96	10,01	12,21	15,04	17,85	20,15	21,77	23,20	25,03	26,19
DISTANZE PARZIALI [m]		2,88	3,37	1,71	2,05	2,20	2,83	2,81	2,30	1,62	1,43	1,83	1,16

COLLETTORE ORIENTALE
SEZIONE N° 00018_14

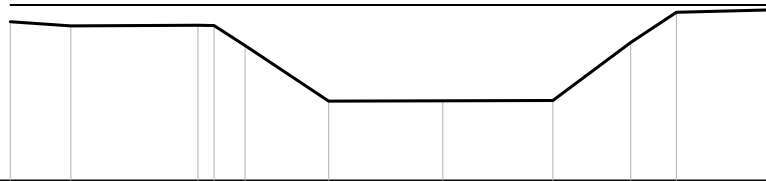
LEGENDA:

TR030 H=2,64 m. s.l.m.

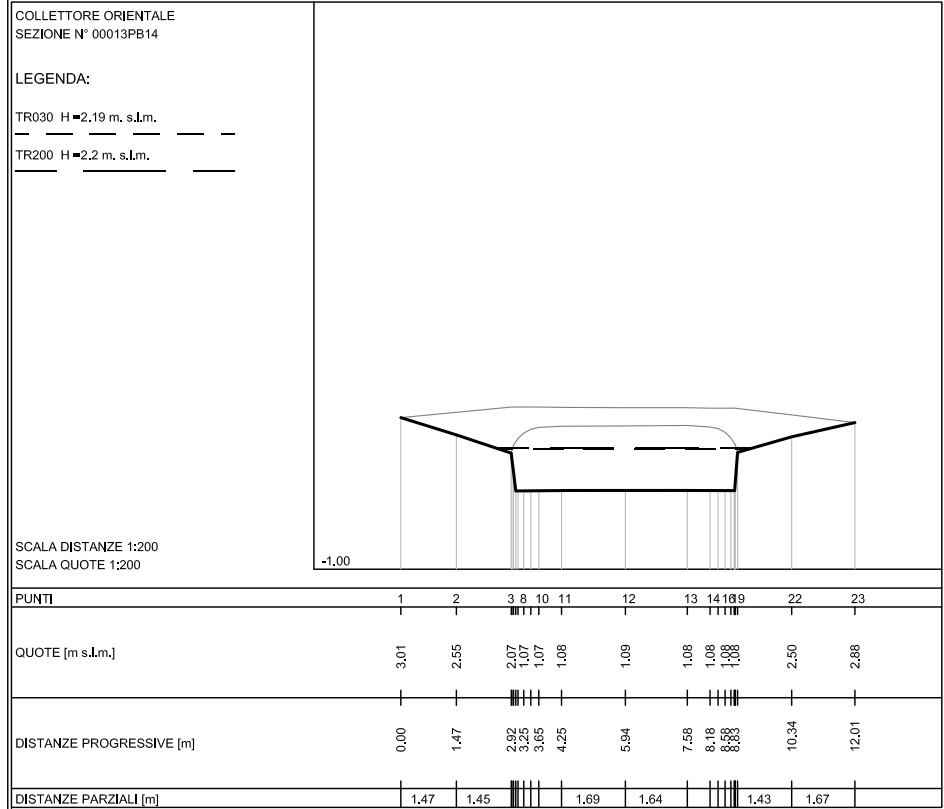
TR200 H=2,64 m. s.l.m.

SCALA DISTANZE 1:200
SCALA QUOTE 1:200

-2,00



PUNTI	1	2	3	4	5	6	7	8	9	10	11
QUOTE [m s.l.m.]	2,19	2,08	2,10	2,09	1,56	0,09	0,10	0,11	1,64	2,44	2,51
DISTANZE PROGRESSIVE [m]	0,00	1,60	4,96	5,39	6,21	8,42	11,44	14,35	16,41	17,62	20,29
DISTANZE PARZIALI [m]		1,60	3,36			2,21	3,02	2,91	2,06	1,21	2,67



COLLETTORE ORIENTALE
 SEZIONE N° 00013PC14

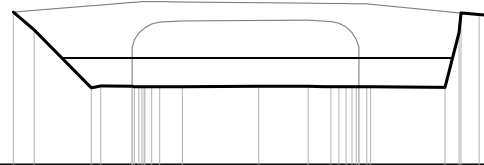
LEGENDA:

TR030 H=1.8 m. s.l.m.

TR200 H=1.8 m. s.l.m.

SCALA DISTANZE 1:200
 SCALA QUOTE 1:200

-1.00



PUNTI	1	2	3	4	5	9	12	14	15	16	17	18	24	26	27	29	30
QUOTE [m s.l.m.]		3.02	2.55		1.07		1.05	1.05	1.05	1.06		1.05	1.05		1.03	2.49	2.96
DISTANZE PROGRESSIVE [m]	0.00	0.55		2.96		3.14	3.70	3.86	4.47	6.49		7.80	8.40	8.92	9.35	11.42	11.79
DISTANZE PARZIALI [m]			1.51						2.02	1.31					1.97		

COLLETTORE ORIENTALE
SEZIONE N° 00004__14

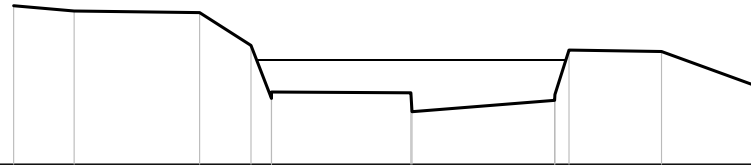
LEGENDA:

TR030 H=0.75 m. s.l.m.

TR200 H=0.75 m. s.l.m.

SCALA DISTANZE 1:200
SCALA QUOTE 1:200

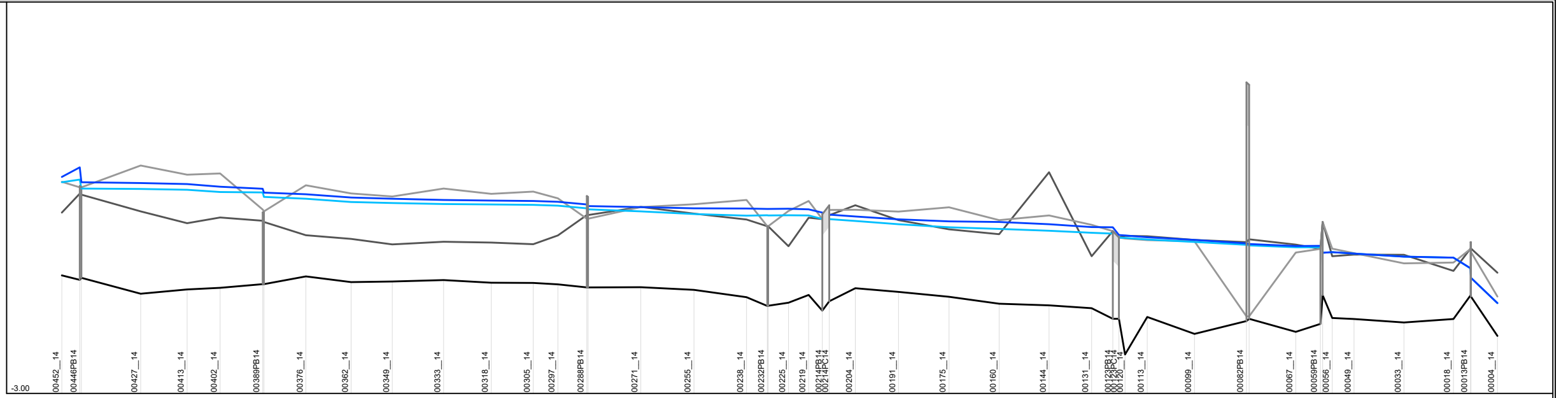
-2.00



PUNTI	1	2	3	4	5	7	9	11	12	13
QUOTE [m s.l.m.]	2.19	2.05	2.01	1.14	-0.26	-0.11	-0.31	1.02	0.98	0.07
DISTANZE PROGRESSIVE [m]	0.00	1.60	4.92	6.28	6.62	10.51	14.31	14.69	17.14	19.64
DISTANZE PARZIALI [m]	1.60	3.32	1.36		3.69	3.77		2.45	2.50	

COLLETTORE ORIENTALE

SCALA DISTANZE 1:15000
SCALA QUOTE 1:200



SEZIONI	00452_14	00446PB14	00427_14	00413_14	00402_14	00389PB14	00376_14	00362_14	00349_14	00333_14	00318_14	00305_14	00287_14	00288PB14	00271_14	00255_14	00238_14	00232PB14	00225_14	00219_14	00214PB14	00214PC14	00204_14	00191_14	00175_14	00160_14	00144_14	00131_14	00123PB14	00120_14	00113_14	00099_14	00082PB14	00067_14	00059PB14	00056_14	00049_14	00033_14	00018_14	00013PB14	00004_14	
LIVELLI IDROMETRICI TR200 [m s.l.m.]	5.99	6.39	5.74	5.70	5.59	5.50	5.27	5.14	5.09	5.04	5.01	4.99	4.96	4.85	4.74	4.69	4.68	4.66	4.67	4.65	4.51	4.43	4.35	4.23	4.15	4.12	4.03	3.91	3.90	3.80	3.56	3.49	3.38	3.23	3.12	3.13	2.87	2.81	2.68	2.64	2.20	0.75
LIVELLI IDROMETRICI TR030 [m s.l.m.]	5.77	5.88	5.49	5.46	5.37	5.35	5.09	4.95	4.91	4.87	4.85	4.83	4.80	4.69	4.56	4.45	4.38	4.40	4.40	4.39	4.25	4.24	4.16	4.03	3.90	3.83	3.76	3.67	3.64	3.46	3.39	3.29	3.17	3.07	3.07	2.87	2.81	2.68	2.64	2.19	0.75	
QUOTE FONDO ALVEO [m s.l.m.]	1.90	1.72	1.14	1.32	1.39	1.54	1.86	1.62	1.65	1.71	1.60	1.59	1.53	1.40	1.41	1.30	1.00	0.63	0.77	1.09	0.44	0.83	1.37	1.22	1.01	0.73	0.66	0.54	0.10	-1.36	0.18	-0.53	0.01	-0.44	-0.11	0.13	0.09	-0.05	0.09	1.07	-0.61	
QUOTE ARGINE SX [m s.l.m.]	4.51	5.30	4.56	4.07	4.31	4.17	3.57	3.42	3.19	3.30	3.27	3.20	3.56	4.41	4.75	4.47	4.22	3.96	3.11	4.30	4.23	4.40	4.82	4.20	3.82	3.61	6.19	2.70	3.74	3.55	3.38	3.28	3.18	2.00	2.70	2.77	2.76	2.09	3.02	2.01		
QUOTE ARGINE DX [m s.l.m.]	5.79	4.54	6.47	6.09	6.14	4.64	5.65	5.31	5.18	5.51	5.29	5.38	5.10	4.26	4.74	4.86	5.04	3.94	4.58	4.99	4.28	4.62	4.63	4.55	4.73	4.20	4.39	4.00	3.74	3.44	3.32	3.28	2.85	2.00	3.01	2.83	2.40	2.44	2.99	1.02		
DISTANZE PROGRESSIVE [m]	4517.37	4461.48	4271.88	4127.34	4024.02	3891.36	3756.63	3615.68	3487.36	3327.80	3178.96	3048.44	2971.47	2881.18	2712.93	2547.32	2383.24	2318.36	2252.47	2189.80	2146.88	2125.55	2044.13	1909.31	1752.19	1595.63	1440.02	1307.80	1241.49	1203.72	1134.47	987.17	825.07	671.18	594.42	557.64	489.65	333.91	179.93	126.39	42.48	
DISTANZE PARZIALI [m]		184.76	144.54	103.32	132.66	130.80	140.95	128.32	159.56	148.84	130.52	76.97	90.29	164.38	165.61	164.08						81.42	134.82	157.12	156.36	155.81	132.22				147.30	162.10	145.73	76.76		155.74	153.98	82.56				

COLLETTORE OCCIDENTALE

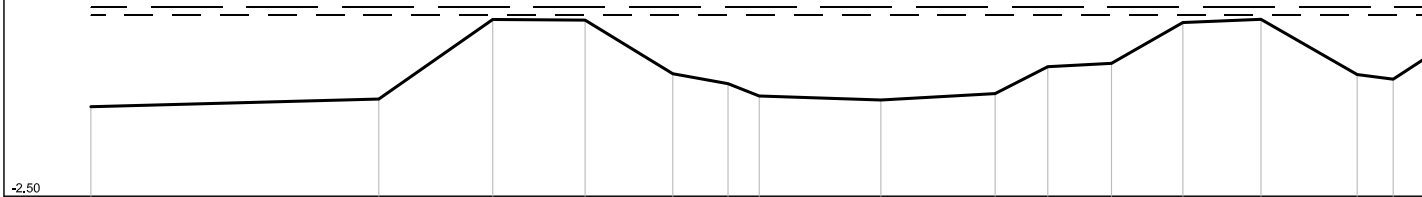
COLLETTORE OCCIDENTALE
SEZIONE N° 00313_05

LEGENDA:

TR030 H=3,48 m. s.l.m.

TR200 H=3,74 m. s.l.m.

SCALA DISTANZE 1:250
SCALA QUOTE 1:250



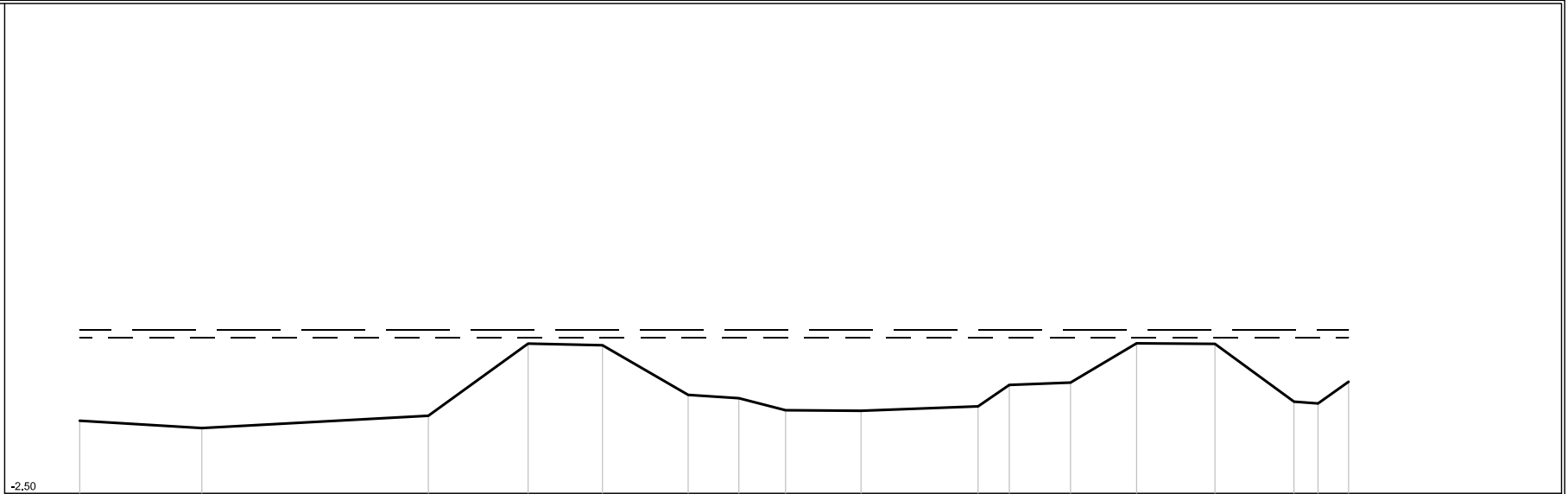
PUNTI	1	2	3	4	5	6	7	8	9	10	11	12	13	14	15	16
QUOTE [m s.l.m.]	0.46	0.71	3.34	3.32	1.55	1.22	0.81	0.68	0.89	1.78	1.89	3.24	3.35	1.52	1.37	2.17
DISTANZE PROGRESSIVE [m]	0.00	9.52	13.29	16.34	19.24	21.07	22.10	26.12	29.90	31.64	33.75	36.11	38.69	41.87	43.06	44.29
DISTANZE PARZIALI [m]		9.52	3.77	3.05	2.90	1.83		4.02	3.78	1.74	2.11	2.36	2.58	3.18		1.23

COLLETTORE OCCIDENTALE
SEZIONE N° 00310_05

LEGENDA:

TR030 H=3,47 m. s.l.m. ---
TR200 H=3,76 m. s.l.m. ---

SCALA DISTANZE 1:250
SCALA QUOTE 1:250



PUNTI	1	2	3	4	5	6	7	8	9	10	11	12	13	14	15	16	17
QUOTE [m s.l.m.]	0,28	0,00	0,47	3,23	3,17	1,27	1,14	0,68	0,66	0,83	1,65	1,74	3,24	3,22	1,01	0,94	1,77
DISTANZE PROGRESSIVE [m]	0,00	4,68	13,35	17,17	20,02	23,30	25,24	27,03	29,92	34,40	35,60	37,94	40,47	43,47	46,50	47,42	48,59
DISTANZE PARZIALI [m]		4,68	8,67	3,82	2,85	3,28	1,94	1,79	2,89	4,48	2,34	2,53	3,00	3,03			

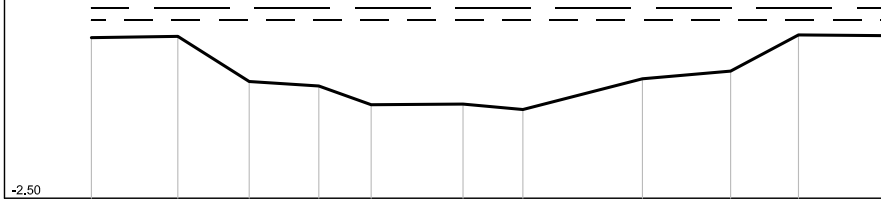
COLLETTORE OCCIDENTALE
SEZIONE N° 00291PA05

LEGENDA:

TR030 H=3,38 m, s.l.m.

TR200 H=3,79 m, s.l.m.

SCALA DISTANZE 1:250
SCALA QUOTE 1:250



PUNTI	1	2	3	4	5	6	7	8	9	10	11
QUOTE [m s.l.m.]	2.81	2.85	1.96	1.21	0.59	0.61	0.43	1.45	1.70	2.90	2.87
DISTANZE PROGRESSIVE [m]	0.00	2.86	5.22	7.52	9.25	12.29	14.27	18.22	21.14	23.38	26.55
DISTANZE PARZIALI [m]		2.86	2.36	2.30	1.73	3.04	1.98	3.95	2.92	2.24	3.17

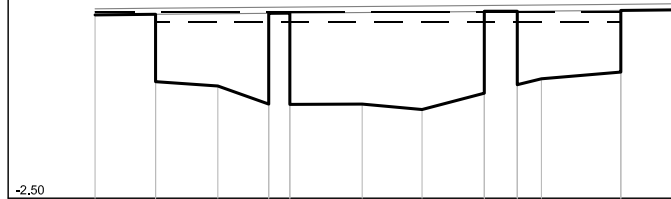
COLLETTORE OCCIDENTALE
SEZIONE N° 00291PB05

LEGENDA:

TR030 H = 3,32 m. s.l.m.

TR200 H = 3,66 m. s.l.m.

SCALA DISTANZE 1:250
SCALA QUOTE 1:250



PUNTI	1	2	4	5	7	9	10	11	13	15	16	18
QUOTE [m s.l.m.]	3.56	3.58	1.21	0.61	3.62	0.61	0.43	0.97	3.68	1.45	1.67	3.73
DISTANZE PROGRESSIVE [m]	0.00	2.00	4.06	5.74	6.44	8.83	10.81	12.87	13.96	14.76	17.38	19.37
DISTANZE PARZIALI [m]		2.00	2.06	1.68		2.39	1.98	2.06			2.62	1.99

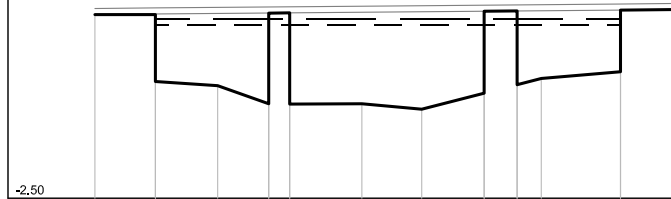
COLLETTORE OCCIDENTALE
SEZIONE N° 00291PC05

LEGENDA:

TR030 H=3,24 m. s.l.m.

TR200 H=3,41 m. s.l.m.

SCALA DISTANZE 1:250
SCALA QUOTE 1:250



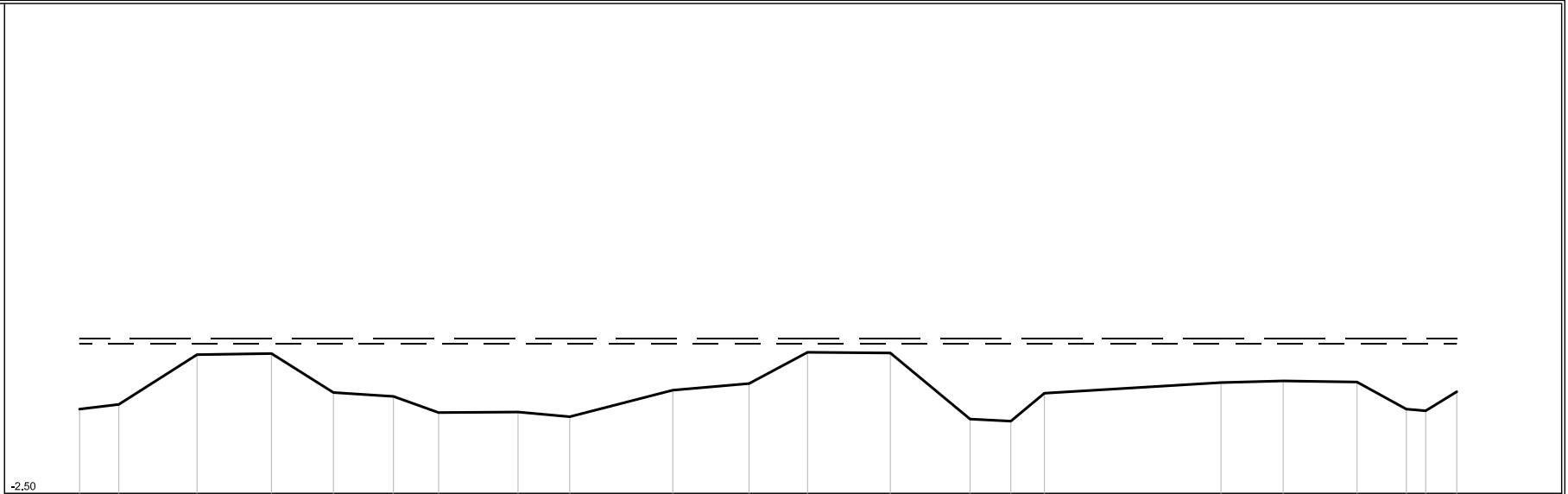
PUNTI	1	2	4	5	7	9	10	11	13	15	16	18
QUOTE [m s.l.m.]	3.57	3.57	1.22	0.62	3.63	0.62	0.44	0.97	3.69	1.46	1.68	3.74
DISTANZE PROGRESSIVE [m]	0.00	2.00	4.06	5.75	6.44	8.83	10.81	12.87	13.96	14.76	17.38	19.38
DISTANZE PARZIALI [m]		2.00	2.06	1.69		2.39	1.98	2.06			2.62	2.00

COLLETTORE OCCIDENTALE
SEZIONE N° 00291PD05

LEGENDA:

TR030 H=3,23 m. s.l.m. ---
TR200 H=3,41 m. s.l.m. ---

SCALA DISTANZE 1:250
SCALA QUOTE 1:250



PUNTI	1	2	3	4	5	6	7	8	9	10	11	12	13	14	15	16	17	18	19	20	21	22
QUOTE [m s.l.m.]	0.72	0.90	2.81	2.85	1.36	1.21	0.59	0.61	0.43	1.45	1.70	2.90	2.87	0.34	0.26	1.33	1.74	1.80	1.76	0.72	0.66	1.39
DISTANZE PROGRESSIVE [m]	0.00	1.50	4.50	7.35	9.72	12.02	13.75	16.79	18.77	22.72	25.64	27.86	31.05	34.10	35.66	36.95	43.71	46.09	48.92	50.81	51.55	52.74
DISTANZE PARZIALI [m]		1.50	3.00	2.85	2.37	2.30	1.73	3.04	1.98	3.95	2.92	2.24	3.17	3.05	1.56	1.29	6.76	2.36	2.83	1.89		

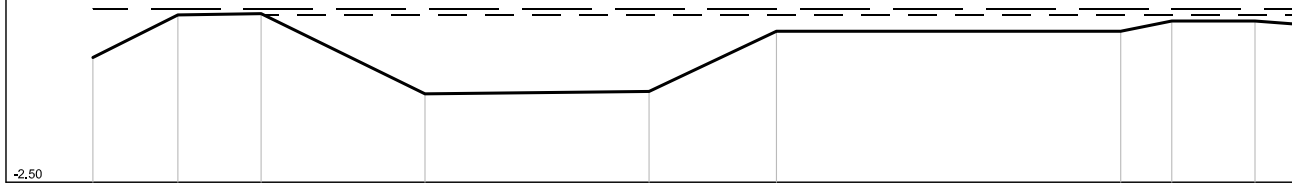
COLLETTORE OCCIDENTALE
SEZIONE N° 00257__05

LEGENDA:

TR030 H=3,02 m. s.l.m. ---

TR200 H=3,24 m. s.l.m. ---

SCALA DISTANZE 1:250
SCALA QUOTE 1:250



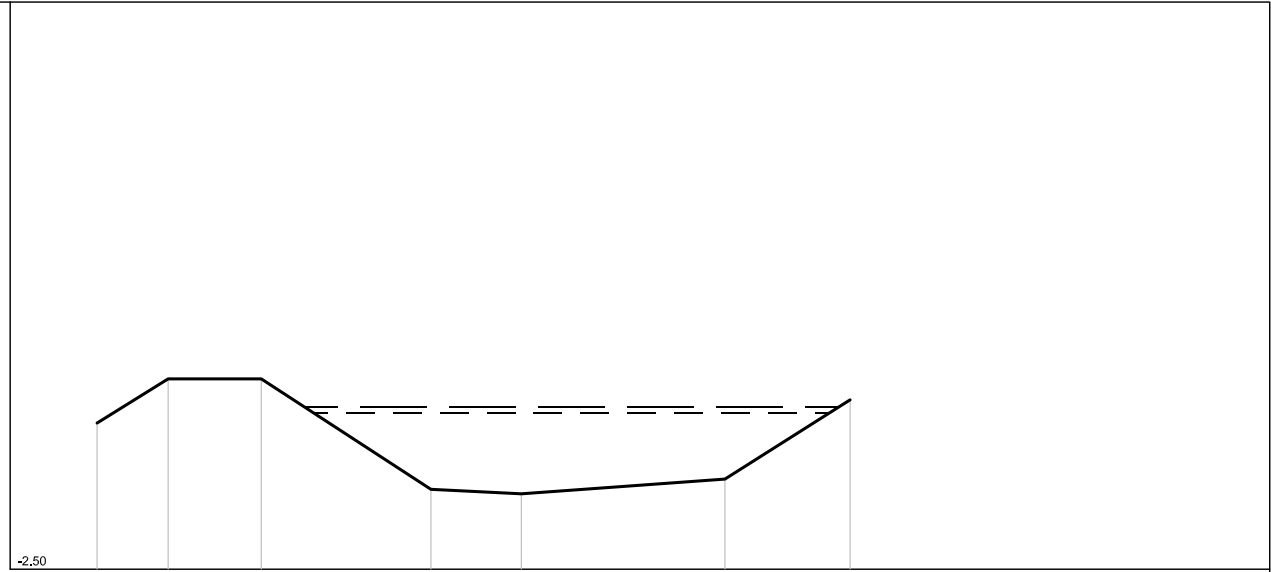
PUNTI	6	7	8	9	10	11	12	13	14	15
QUOTE [m s.l.m.]	1,62	3,03	3,07	0,42	0,50	2,49	2,49	2,83	2,83	2,72
DISTANZE PROGRESSIVE [m]	80,60	83,41	86,16	91,56	98,99	103,20	114,58	116,27	119,02	120,48
DISTANZE PARZIALI [m]		2,81	2,75	5,42	7,41	4,21	11,38	1,69	2,75	1,46

COLLETTORE OCCIDENTALE
 SEZIONE N° 00228_05

LEGENDA:

TR030 H=2,67 m. s.l.m. — — — —
 TR200 H=2,86 m. s.l.m. — — — —

SCALA DISTANZE 1:250
 SCALA QUOTE 1:250



PUNTI	11	12	13	14	15	16	17
QUOTE [m s.l.m.]	2.33	3.79	3.79	0.14	-0.01	0.48	3.10
DISTANZE PROGRESSIVE [m]	282.23	284.58	287.66	293.27	296.26	302.99	307.13
DISTANZE PARZIALI [m]	2.35	3.08	5.61	2.99	6.73	4.14	

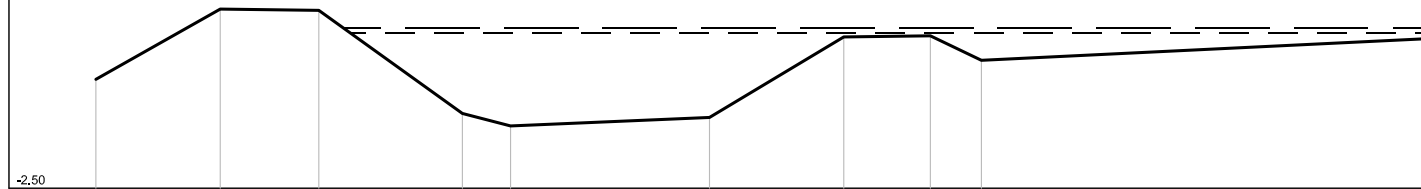
COLLETTORE OCCIDENTALE
SEZIONE N° 00217PA05

LEGENDA:

TR030 H=2,62 m. s.l.m. — —

TR200 H=2,79 m. s.l.m. — —

SCALA DISTANZE 1:250
SCALA QUOTE 1:250



PUNTI	2	3	4	5	6	7	8	9	10	11
QUOTE [m s.l.m.]	1,10	3,42	3,38	-0,03	-0,44	-0,16	2,50	2,54	1,73	2,45
DISTANZE PROGRESSIVE [m]	25,79	29,90	33,16	37,91	39,50	46,08	50,52	53,38	55,07	69,90
DISTANZE PARZIALI [m]		4,11	3,26	4,75	1,59	6,58	4,44	2,86	1,69	14,83

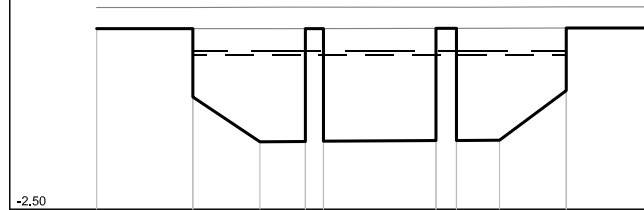
COLLETTORE OCCIDENTALE
SEZIONE N° 00217PB05

LEGENDA:

TR030 H=2.59 m. s.l.m.

TR200 H=2.74 m. s.l.m.

SCALA DISTANZE 1:250
SCALA QUOTE 1:250



PUNTI	1	2	4	5	7	9	11	13	14	16
QUOTE [m s.l.m.]	3.47	3.47	-0.27	-0.26	3.47	-0.23	3.48	-0.22	1.42	3.49
DISTANZE PROGRESSIVE [m]	0.00	3.18	5.40	6.90	7.50	11.22	11.90	13.32	15.53	18.20
DISTANZE PARZIALI [m]		3.18	2.22	1.50		3.72		1.42	2.21	2.67

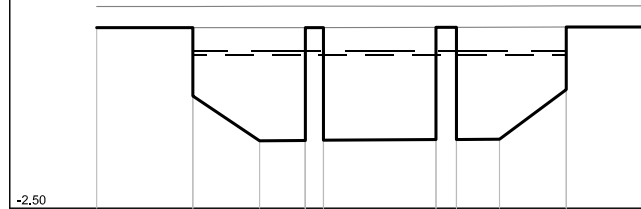
COLLETTORE OCCIDENTALE
SEZIONE N° 00217PC05

LEGENDA:

TR030 H = 2.56 m. s.l.m.

TR200 H = 2.69 m. s.l.m.

SCALA DISTANZE 1:250
SCALA QUOTE 1:250



PUNTI	1	2	4	5	8	10	12	14	15	17
QUOTE [m s.l.m.]	3.47	3.47	-0.27	-0.26	3.47	-0.23	3.48	-0.22	1.42	3.49
DISTANZE PROGRESSIVE [m]	0.00	3.18	5.39	6.89	7.50	11.22	11.90	13.32	15.53	18.20
DISTANZE PARZIALI [m]		3.18	2.21	1.50		3.72		1.42	2.21	2.67

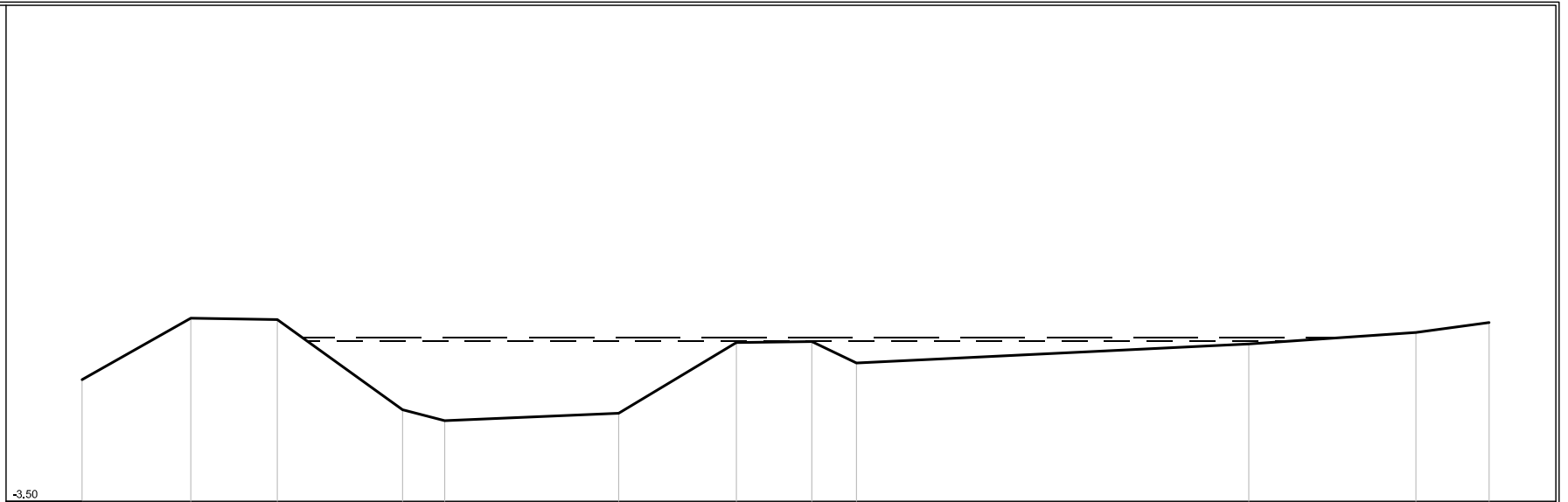
COLLETTORE OCCIDENTALE
SEZIONE N° 00217PD05

LEGENDA:

TR030 H=2.55 m. s.l.m.

TR200 H=2.68 m. s.l.m.

SCALA DISTANZE 1:250
SCALA QUOTE 1:250



PUNTI	33	34	35	36	37	38	39	40	41	42	43	44
QUOTE [m s.l.m.]	1.10	3.42	3.37	-0.04	-0.45	-0.17	2.50	2.54	1.73	2.45	2.88	3.26
DISTANZE PROGRESSIVE [m]	432.89	437.00	440.27	445.01	446.60	453.18	457.63	460.48	462.17	477.00	483.32	486.09
DISTANZE PARZIALI [m]		4.11	3.27	4.74	1.59	6.58	4.45	2.85	1.69	14.83	6.32	2.77

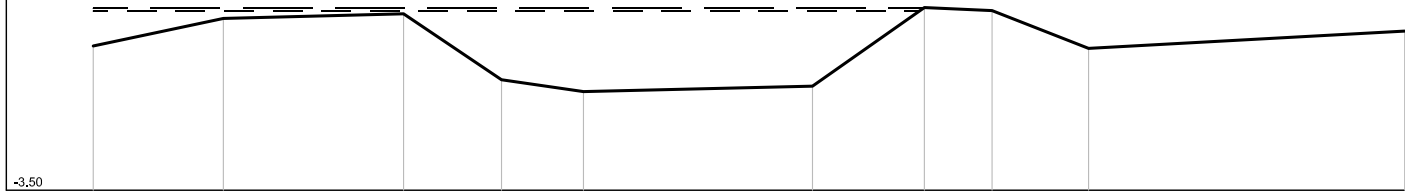
COLLETTORE OCCIDENTALE
SEZIONE N° 00203_05

LEGENDA:

TR030 H=2,42 m. s.l.m.

TR200 H=2,51 m. s.l.m.

SCALA DISTANZE 1:250
SCALA QUOTE 1:250



PUNTI	30	31	32	33	34	35	36	37	38	39
QUOTE [m s.l.m.]	1,27	2,18	2,33	0,15	-0,24	-0,06	2,54	2,44	1,19	1,76
DISTANZE PROGRESSIVE [m]	564,81	569,11	575,07	578,31	581,02	588,59	592,29	594,53	597,72	608,17
DISTANZE PARZIALI [m]		4,30	5,96	3,24	2,71	7,57	3,70	2,24	3,19	10,45

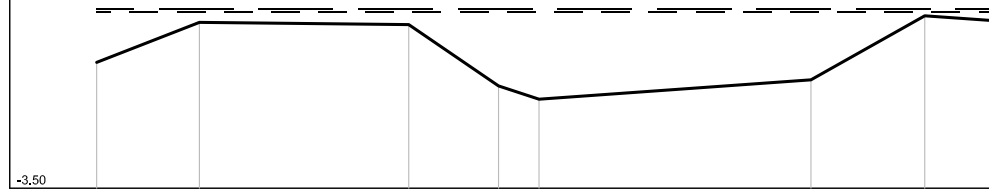
COLLETTORE OCCIDENTALE
SEZIONE N° 00184_05

LEGENDA:

TR030 H=2.33 m. s.l.m.

TR200 H=2.41 m. s.l.m.

SCALA DISTANZE 1:250
SCALA QUOTE 1:250



PUNTI	44	45	46	47	48	49	50	51
QUOTE [m s.l.m.]	0.66	1.98	1.91	-0.12	-0.56	0.08	2.20	2.04
DISTANZE PROGRESSIVE [m]	479.22	482.62	489.54	492.51	493.85	502.84	506.60	508.86
DISTANZE PARZIALI [m]		3.40	6.92	2.97	1.34	8.99	3.76	2.26

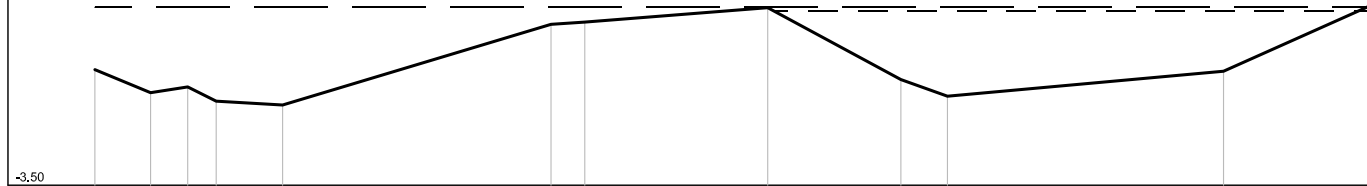
COLLETTORE OCCIDENTALE
SEZIONE N° 00166_05

LEGENDA:

TR030 H=2,27 m, s.l.m.

TR200 H=2,38 m, s.l.m.

SCALA DISTANZE 1:250
SCALA QUOTE 1:250



PUNTI	20	21	22	23	24	25	26	27	28	29	30	31
QUOTE [m s.l.m.]	0.32	-0.44	-0.25	-0.72	-0.85	1.82	1.89	2.37	-0.01	-0.56	0.27	2.41
DISTANZE PROGRESSIVE [m]	376.44	378.28	379.51	380.45	382.65	391.52	392.64	398.69	403.09	404.63	413.76	418.56
DISTANZE PARZIALI [m]	1.84	1.23	2.20	8.87	6.05	4.40	1.54	9.13	4.80			

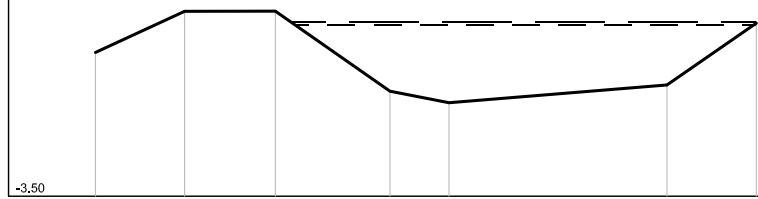
COLLETTORE OCCIDENTALE
 SEZIONE N° 00153_05

LEGENDA:

TR030 H = 2,16 m. s.l.m.

TR200 H = 2,26 m. s.l.m.

SCALA DISTANZE 1:250
 SCALA QUOTE 1:250



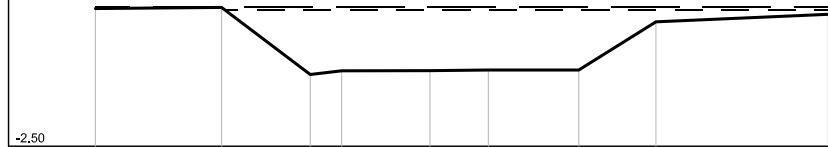
PUNTI	16	17	18	19	20	21	22
QUOTE [m s.l.m.]	1,25	2,61	2,62	-0,03	-0,41	0,18	2,22
DISTANZE PROGRESSIVE [m]	275,95	278,90	281,90	285,89	287,64	294,85	297,60
DISTANZE PARZIALI [m]	2,95	3,00	3,79	1,95	7,21	2,95	

COLLETTORE OCCIDENTALE
 SEZIONE N° 00139BA05

LEGENDA:

TR030 H=2,02 m. s.l.m.
 TR200 H=2,1 m. s.l.m.

SCALA DISTANZE 1:250
 SCALA QUOTE 1:250



PUNTI	1	2	3	4	5	6	7	8	9
QUOTE [m s.l.m.]	2.05	2.09	-0.13	-0.01	0.00	0.02	0.02	1.61	1.66
DISTANZE PROGRESSIVE [m]	0.00	4.17	7.10	8.14	11.06	12.99	15.98	18.53	24.23
DISTANZE PARZIALI [m]		4.17	2.93		2.92	1.93	2.99	2.55	5.70

COLLETTORE OCCIDENTALE
SEZIONE N° 00139BB05

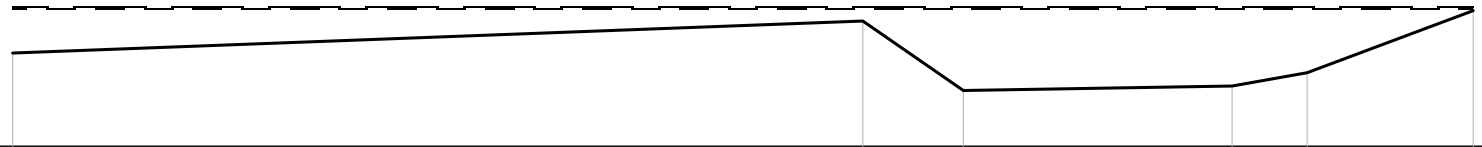
LEGENDA:

TR030 H=2,03 m. s.l.m. — — — —

TR200 H=2,11 m. s.l.m. — — — —

SCALA DISTANZE 1:250
SCALA QUOTE 1:250


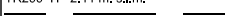
-2,50



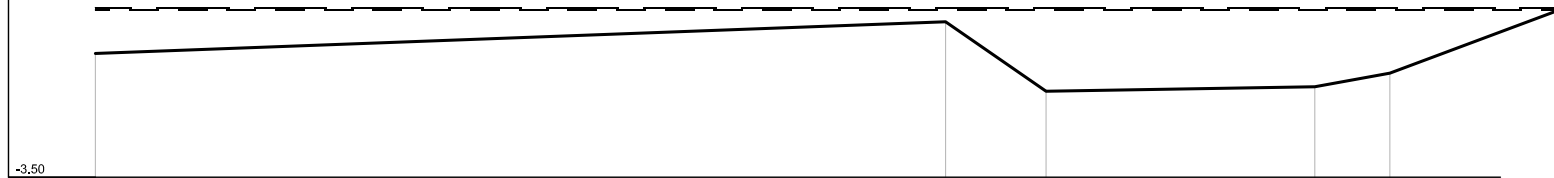
PUNTI	1	2	3	4	5	6
QUOTE [m s.l.m.]	0,58	1,64	-0,66	-0,51	-0,07	1,98
DISTANZE PROGRESSIVE [m]	0,00	28,11	31,43	40,32	42,80	48,29
DISTANZE PARZIALI [m]		28,11	3,32	8,89	2,48	5,49

COLLETTORE OCCIDENTALE
SEZIONE N° 00139_05

LEGENDA:

TR030 H=2.03 m. s.l.m.

 TR200 H=2.11 m. s.l.m.


SCALA DISTANZE 1:250
SCALA QUOTE 1:250



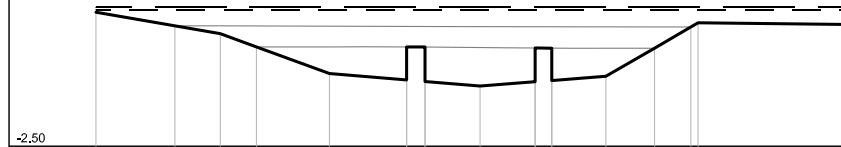
PUNTI	17	18	19	20	21	22
QUOTE [m s.l.m.]	0.59	1.64	-0.66	-0.51	-0.06	1.99
DISTANZE PROGRESSIVE [m]	162.56	190.67	193.99	202.88	205.36	210.85
DISTANZE PARZIALI [m]		28.11	3.32	8.89	2.48	5.49

COLLETTORE OCCIDENTALE
 SEZIONE N° 00134PB05

LEGENDA:

TR030 H =2,01 m. s.l.m.

TR200 H =2,09 m. s.l.m.



SCALA DISTANZE 1:250
 SCALA QUOTE 1:250

PUNTI	1	2	3	4	5	6	8	10	11	13	15	16	17	19
QUOTE [m s.l.m.]	1.83	1.48	1.22	0.78	-0.10	-0.31	0.78	-0.51	-0.37	0.74	-0.19	0.74	1.44	1.52
DISTANZE PROGRESSIVE [m]	0.00	2.61	4.11	5.31	7.72	10.27	10.88	12.70	14.52	15.07	16.86	18.47	19.67	25.06
DISTANZE PARZIALI [m]		2.61	1.50	1.20	2.41	2.55	1.82	1.82	1.79	1.61				5.15

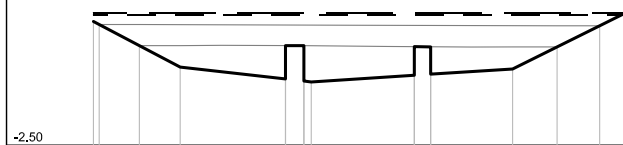
COLLETTORE OCCIDENTALE
SEZIONE N° 00134PC05

LEGENDA:

TR030 H=1,81 m. s.l.m.

TR200 H=1,88 m. s.l.m.

SCALA DISTANZE 1:250
SCALA QUOTE 1:250



PUNTI	1	3	4	5	7	10	12	14	15	16	17
QUOTE [m s.l.m.]	1.59	0.79	0.08	-0.31	0.79	-0.19	0.75	0.02	0.75	1.45	1.99
DISTANZE PROGRESSIVE [m]	0.00	1.52	2.87	6.35	6.96	10.61	11.15	13.86	15.33	16.74	17.82
DISTANZE PARZIALI [m]	1.33	1.35	3.48			3.41		2.71	1.47	1.41	

COLLETTORE OCCIDENTALE
SEZIONE N° 00134PD05

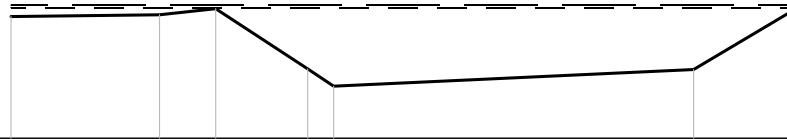
LEGENDA:

TR030 H=1.82 m. s.l.m.

TR200 H=1.89 m. s.l.m.

SCALA DISTANZE 1:250
SCALA QUOTE 1:250

-2.50



PUNTI	5	6	7	8	9	10	11
QUOTE [m s.l.m.]	1.52	1.58	1.78	-0.21	-0.78	-0.23	1.76
DISTANZE PROGRESSIVE [m]	93.57	98.46	100.34	103.38	104.24	116.14	119.49
DISTANZE PARZIALI [m]		4.91	1.86	3.04		11.90	3.35

COLLETTORE OCCIDENTALE
SEZIONE N° 00117__05


LEGENDA:

TR030 H=1.76 m. s.l.m.

TR200 H=1.84 m. s.l.m.

SCALA DISTANZE 1:250
SCALA QUOTE 1:250

-2.50



PUNTI	2		3	4	5		6	7
QUOTE [m s.l.m.]	0.62		1.80	-0.06	-0.81		-0.12	1.68
DISTANZE PROGRESSIVE [m]	20.04		44.76	47.67	48.99		61.02	63.76
DISTANZE PARZIALI [m]		24.74		2.89	1.32		12.03	2.74

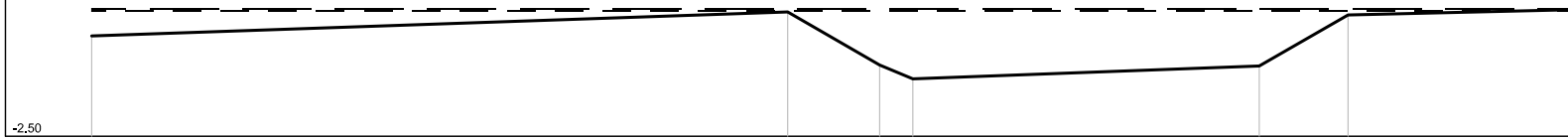
COLLETORE OCCIDENTALE
 SEZIONE N° 00102_05

LEGENDA:

TR030 H=1,67 m. s.l.m.
 TR200 H=1,74 m. s.l.m.

SCALA DISTANZE 1:250
 SCALA QUOTE 1:250

-2,50



PUNTI	3	4	5	6	7	8	9
QUOTE [m s.l.m.]	0,84	1,64	-0,13	-0,59	-0,16	1,54	1,71
DISTANZE PROGRESSIVE [m]	20,42	43,61	46,67	47,76	59,32	62,28	69,74
DISTANZE PARZIALI [m]		23,19	3,06		11,54	2,96	7,46

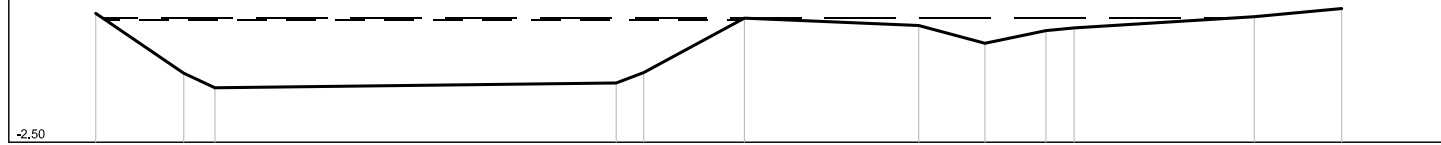
COLLETTORE OCCIDENTALE
SEZIONE N° 00082__05

LEGENDA:

TR030 H=1.55 m. s.l.m.

TR200 H=1.62 m. s.l.m.

SCALA DISTANZE 1:250
SCALA QUOTE 1:250



PUNTI	4	5	6	7	8	9	10	11	12	13	14	15
QUOTE [m s.l.m.]	1.76	-0.22	-0.70	-0.54	-0.20	1.60	1.36	0.77	1.19	1.28	1.65	1.92
DISTANZE PROGRESSIVE [m]	71.86	74.77	75.80	89.07	89.98	93.31	99.07	101.26	103.28	104.21	110.17	113.06
DISTANZE PARZIALI [m]		2.91		13.27		3.33	5.76	2.19	2.02		5.96	2.89

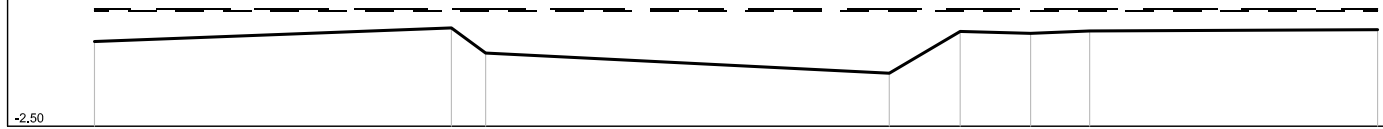
COLLETTORE OCCIDENTALE
SEZIONE N° 00043__05

LEGENDA:

TR030 H=1,32 m, s.l.m.

TR200 H=1,38 m, s.l.m.

SCALA DISTANZE 1:250
SCALA QUOTE 1:250



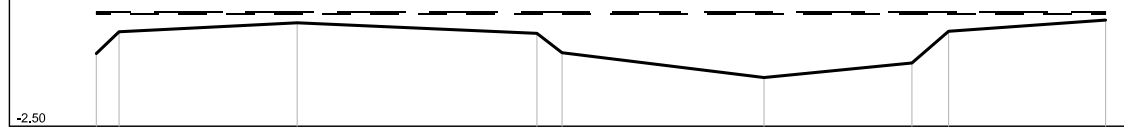
PUNTI	1	2	3	4	5	6	7	8
QUOTE [m s.l.m.]	0.30	0.75	-0.08	-0.75	0.63	0.57	0.65	0.69
DISTANZE PROGRESSIVE [m]	0.00	11.80	12.93	26.28	28.62	30.95	32.90	42.42
DISTANZE PARZIALI [m]		11.80		13.35	2.34	2.33	1.95	9.52

COLLETTORE OCCIDENTALE
SEZIONE N° 00030__05

LEGENDA:

TR030 H=1,21 m. s.l.m. ---
TR200 H=1,27 m. s.l.m. ---

SCALA DISTANZE 1:250
SCALA QUOTE 1:250



PUNTI	1	2	3	4	5	6	7	8	9
QUOTE [m s.l.m.]	-0.10	0.62	0.92	0.57	-0.07	-0.89	-0.41	0.64	1.01
DISTANZE PROGRESSIVE [m]	0.00	0.75	6.64	14.57	15.40	22.06	26.97	28.16	33.37
DISTANZE PARZIALI [m]			5.89	7.93		6.66	4.89	1.21	5.19

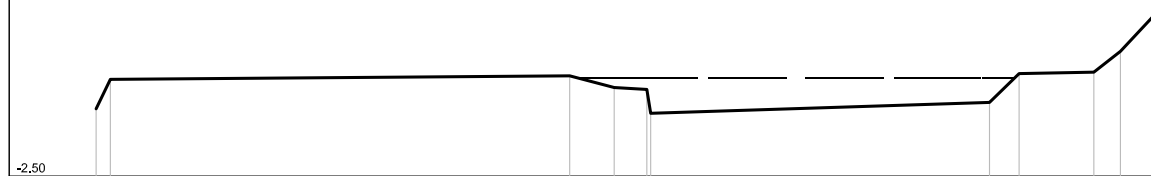
COLLETTORE OCCIDENTALE
SEZIONE N° 00017_05

LEGENDA:

TR030 H = 0.75 m. s.l.m.

TR200 H = 0.75 m. s.l.m.

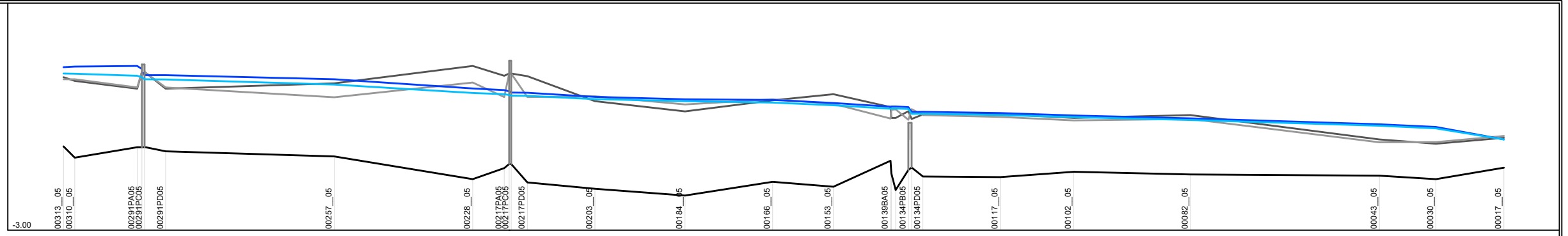
SCALA DISTANZE 1:250
SCALA QUOTE 1:250



PUNTI	1	2		3	4	5		7	8	9	10	11
QUOTE [m s.l.m.]	-0.27	0.70		0.82	0.43	0.37		-0.06	0.89	0.94	1.63	3.02
DISTANZE PROGRESSIVE [m]	0.00	0.47		15.66	17.13	18.21		29.54	30.52	32.99	33.87	35.17
DISTANZE PARZIALI [m]			15.19	1.47			11.20		2.47	1.30		

COLLETTORE OCCIDENTALE

SCALA DISTANZE 1:10000
SCALA QUOTE 1:200



SEZIONI	
LIVELLI IDROMETRICI TR200 [m s.l.m.]	3.74 3.76 3.79 3.41 3.41 3.24 2.86 2.79 2.68 2.68 2.51 2.41 2.38 2.26 2.10 2.09 1.89 1.84 1.74 1.62 1.38 1.27 0.75
LIVELLI IDROMETRICI TR030 [m s.l.m.]	3.46 3.47 3.38 3.24 3.23 3.02 2.67 2.62 2.56 2.55 2.42 2.33 2.27 2.16 2.02 2.01 1.82 1.76 1.67 1.55 1.32 1.21 0.75
QUOTE FONDO ALVEO [m s.l.m.]	0.46 0.00 0.43 0.44 0.26 0.05 -0.89 -0.44 -0.27 -1.03 -1.29 -1.57 -1.00 -1.21 -0.13 -0.51 -0.78 -0.81 -0.59 -0.70 -0.75 -0.89 -0.42
QUOTE ARGINE SX [m s.l.m.]	3.32 3.17 2.85 3.57 2.85 3.07 3.79 3.39 3.47 3.37 2.33 1.91 2.37 2.62 2.09 1.6 1.78 1.80 1.64 1.76 0.75 0.57 0.82
QUOTE ARGINE DX [m s.l.m.]	3.24 3.24 2.90 3.57 2.90 2.49 3.10 2.50 3.49 2.50 2.54 2.20 2.41 2.22 1.61 2.00 1.76 1.68 1.54 1.60 0.63 0.64 0.89
DISTANZE PROGRESSIVE [m]	3082.61 3059.20 2930.38 2914.84 2871.13 2622.54 2236.21 2171.04 2156.66 2123.22 1983.73 1797.35 1616.18 1490.45 1372.22 1335.50 1305.42 1145.40 993.47 752.08 381.42 244.44 104.09
DISTANZE PARZIALI [m]	128.82 348.59 286.33 65.17 139.49 186.38 181.17 125.73 118.23 160.02 151.93 241.39 390.66 116.98 140.35

FOSSO DELLE GIUNCAIE

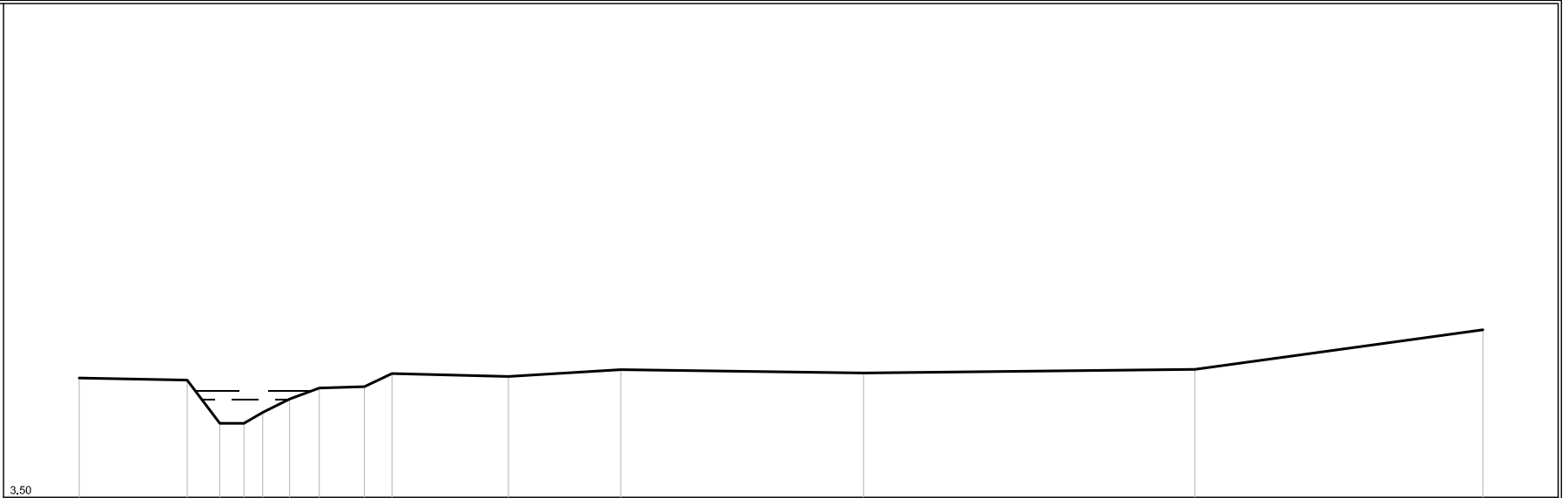
FOSSO DELLE GIUNCAIE
SEZIONE N° 00029_09

LEGENDA:

TR030 H = 7.22 m. s.l.m.

TR200 H = 7.55 m. s.l.m.

SCALA DISTANZE 1:250
SCALA QUOTE 1:250



PUNTI	1	2	3	4	5	6	7	8	9	10	11	12	13	14	
QUOTE [m s.l.m.]	8.03	7.95	6.31	6.31	6.72	7.23	7.65	7.70	8.20	8.09	8.35	8.22	8.36	9.66	
DISTANZE PROGRESSIVE [m]	0.00	4.10	5.34	6.26	6.97	7.99	9.12	10.83	11.86	16.30	20.57	29.79	42.37	53.31	
DISTANZE PARZIALI [m]		4.10	1.24				1.71			4.42	4.27		9.22	12.58	10.94

FOSSO DELLE GIUNCAIE
SEZIONE N°00028PB10

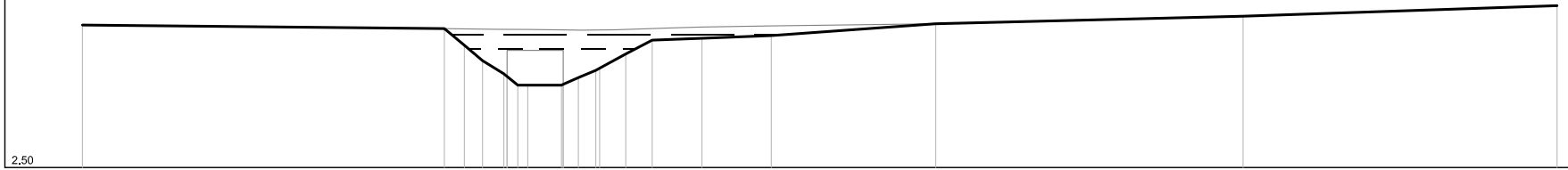
LEGENDA:

TR030 H=6,9 m. s.l.m.

TR200 H=7,44 m. s.l.m.

SCALA DISTANZE 1:250
SCALA QUOTE 1:250

2.50



PUNTI	1	2	3	4	5	8	9	10	13	14	16	17	18	19	20	21	22	
QUOTE [m s.l.m.]	7.79	7.66	7.04	6.47	5.98	5.56	5.56	5.56	5.56	5.84	6.11	6.72	7.23	7.30	7.40	7.84	8.12	8.51
DISTANZE PROGRESSIVE [m]	0.00	13.41	14.15	14.82	15.61	16.13	16.50	17.75	18.37	19.02	20.13	21.11	22.95	25.52	31.61	43.00	54.63	
DISTANZE PARZIALI [m]		13.41					1.25					1.84	2.57	6.09	11.39	11.63		

FOSSO DELLE GIUNCAIE
SEZIONE N° 00028PC10

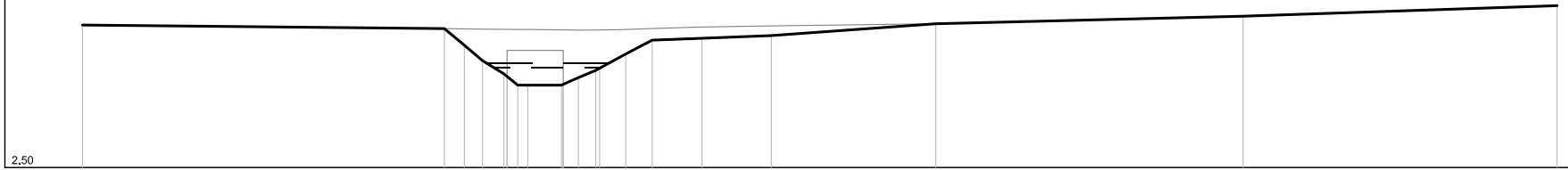
LEGENDA:

TR030 H=6.2 m. s.l.m.

TR200 H=6.38 m. s.l.m.

SCALA DISTANZE 1:250
SCALA QUOTE 1:250


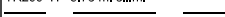
2.50



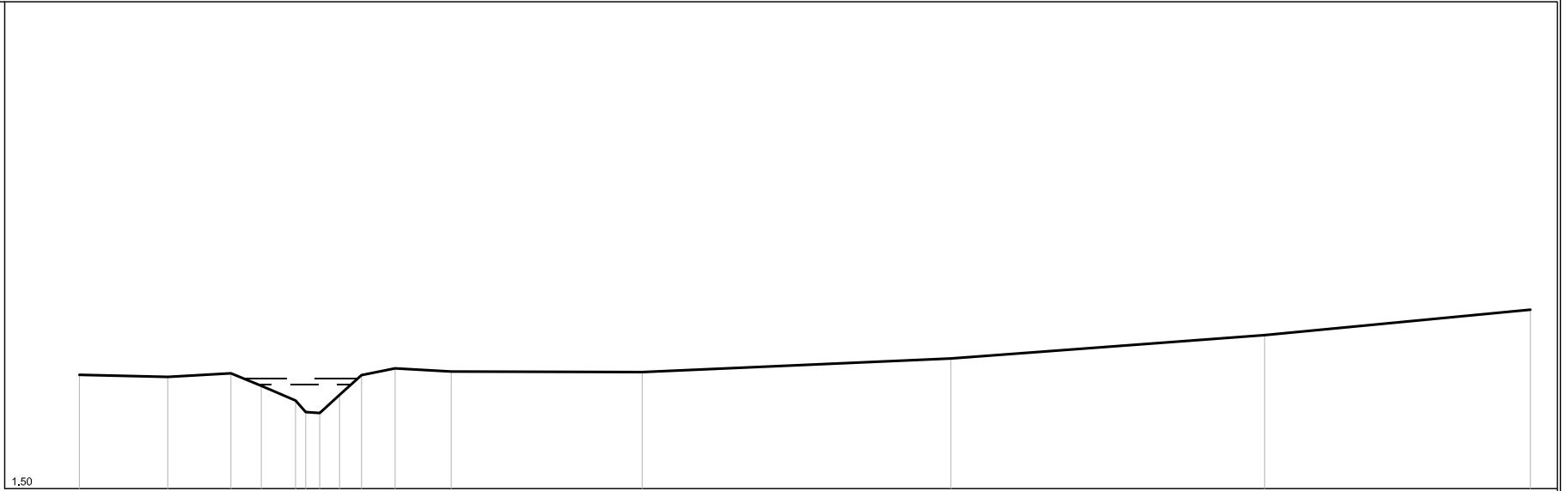
PUNTI	1	2	3	4	5	8	9	10	13	14	16	17	18	19	20	21	22	
QUOTE [m s.l.m.]	7.79	7.66	7.04	6.47	5.98	5.56	5.56	5.56	5.56	5.84	6.11	6.72	7.23	7.30	7.40	7.84	8.12	8.51
DISTANZE PROGRESSIVE [m]	0.00	13.41	14.15	14.82	15.61	16.13	16.50	17.75	18.37	19.02	20.13	21.11	22.95	25.52	31.61	43.00	54.63	
DISTANZE PARZIALI [m]		13.41					1.25					1.84	2.57	6.09	11.39	11.63		

FOSSO DELLE GIUNCAIE
SEZIONE N° 00025_10

LEGENDA:

TR030 H=5.52 m. s.l.m.

 TR200 H=5.73 m. s.l.m.


SCALA DISTANZE 1:250
SCALA QUOTE 1:250



PUNTI	1	2	3	4	5	6	7	8	9	10	11	12	13	14	15
QUOTE [m s.l.m.]	5.88	5.80	5.94	5.46	4.89	4.43	4.41	5.11	5.87	6.13	6.01	5.99	6.51	7.41	8.39
DISTANZE PROGRESSIVE [m]	0.00	3.40	5.83	7.00	8.27	8.70	9.25	10.01	10.86	12.15	14.31	21.66	33.54	45.61	55.84
DISTANZE PARZIALI [m]		3.40	2.43	1.32					1.29	2.16	7.35	11.88	12.07	10.23	

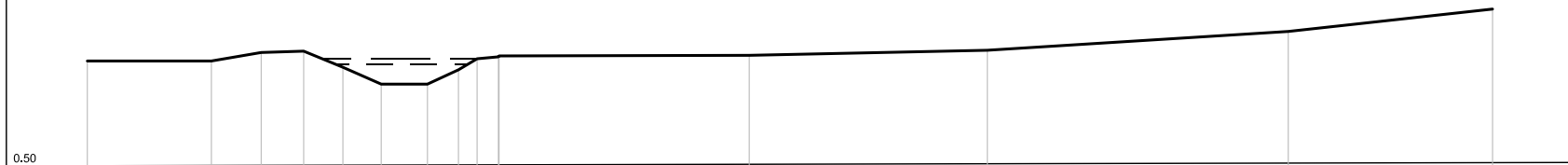
FOSSO DELLE GIUNCAIE
SEZIONE N° 00019__10

LEGENDA:

TR030 H=4,11 m. s.l.m. ---

TR200 H=4,31 m. s.l.m. ---


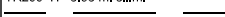
SCALA DISTANZE 1:250
SCALA QUOTE 1:250



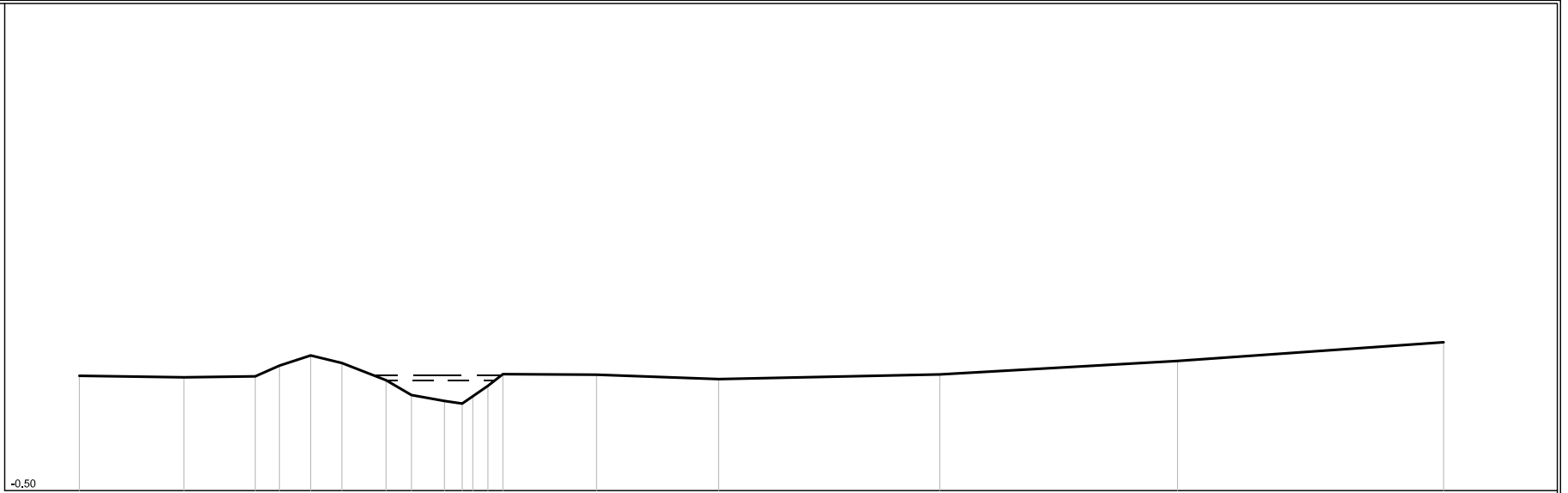
PUNTI	1	2	3	4	5	6	7	8	9	10	12	13	14	15
QUOTE [m s.l.m.]	4.22	4.22	4.52	4.57	4.00	3.40	3.40	3.81	4.30	4.37	4.42	4.60	5.27	6.06
DISTANZE PROGRESSIVE [m]	0.00	4.40	6.17	7.68	9.07	10.43	12.07	13.17	13.83	14.59	23.49	31.94	42.62	49.87
DISTANZE PARZIALI [m]		4.40	1.77	1.51	1.39	1.36	1.64				8.88	8.45	10.68	7.25

FOSSO DELLE GIUNCAIE
SEZIONE N° 00017__10

LEGENDA:

TR030 H=3.73 m. s.l.m.

 TR200 H=3.93 m. s.l.m.


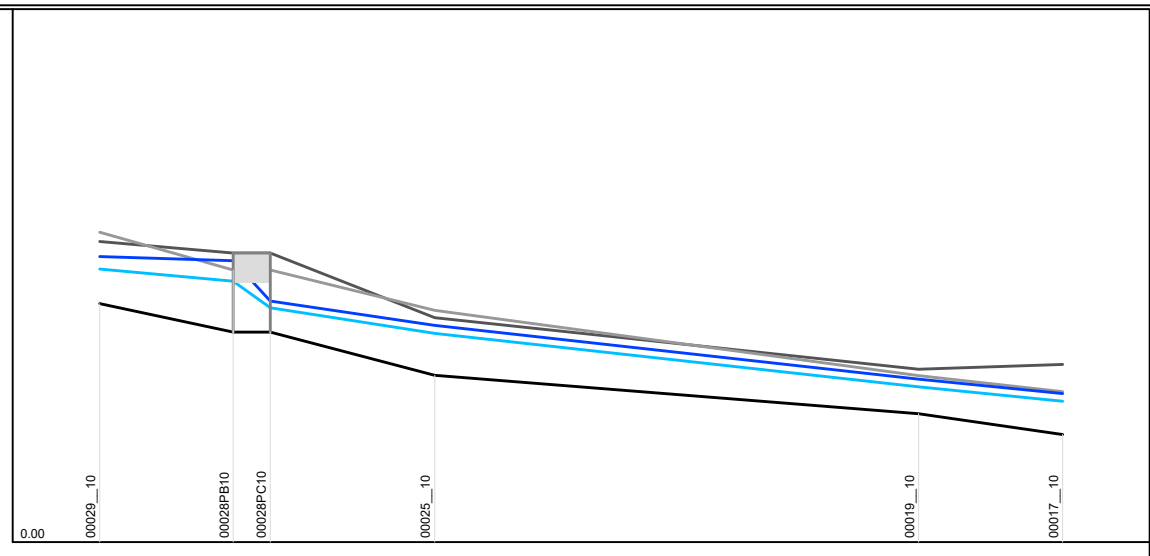
SCALA DISTANZE 1:250
SCALA QUOTE 1:250



PUNTI	1	2	3	4	5	6	7	8	9	10	11	12	13	14	15	16	17	18	
QUOTE [m s.l.m.]	3.92	3.86	3.90	4.31	4.70	4.41	3.75	3.18	2.95	2.85	3.13	3.53	3.98	3.96	3.79	3.97	4.49	5.21	
DISTANZE PROGRESSIVE [m]	0.00	4.02	6.77	7.70	8.90	10.10	11.80	12.78	14.05	14.73	15.14	15.72	16.30	19.90	24.60	33.11	42.26	52.50	
DISTANZE PARZIALI [m]		4.02	2.75			1.70		1.27					3.60	4.70		8.51	9.15		10.24

FOSSO DELLE GIUNCAIE

SCALA DISTANZE 1:1000
SCALA QUOTE 1:200



SEZIONI							
LIVELLI IDROMETRICI TR200 [m s.l.m.]		7.55	7.44	6.38	5.73	4.31	3.93
LIVELLI IDROMETRICI TR030 [m s.l.m.]		7.22	6.90	6.20	5.52	4.11	3.73
QUOTE FONDO ALVEO [m s.l.m.]		6.31	5.56	5.56	4.41	3.40	2.85
QUOTE ARGINE SX [m s.l.m.]		7.95	7.66	7.66	5.94	4.57	4.70
QUOTE ARGINE DX [m s.l.m.]		8.20	7.20	7.20	6.13	4.40	3.98
DISTANZE PROGRESSIVE [m]		293.36	275.69	270.80	249.05	185.00	165.95
DISTANZE PARZIALI [m]		17.67	4.89	21.75	64.05	19.05	

CONTROFOSSA DESTRA TORRENTE OSA

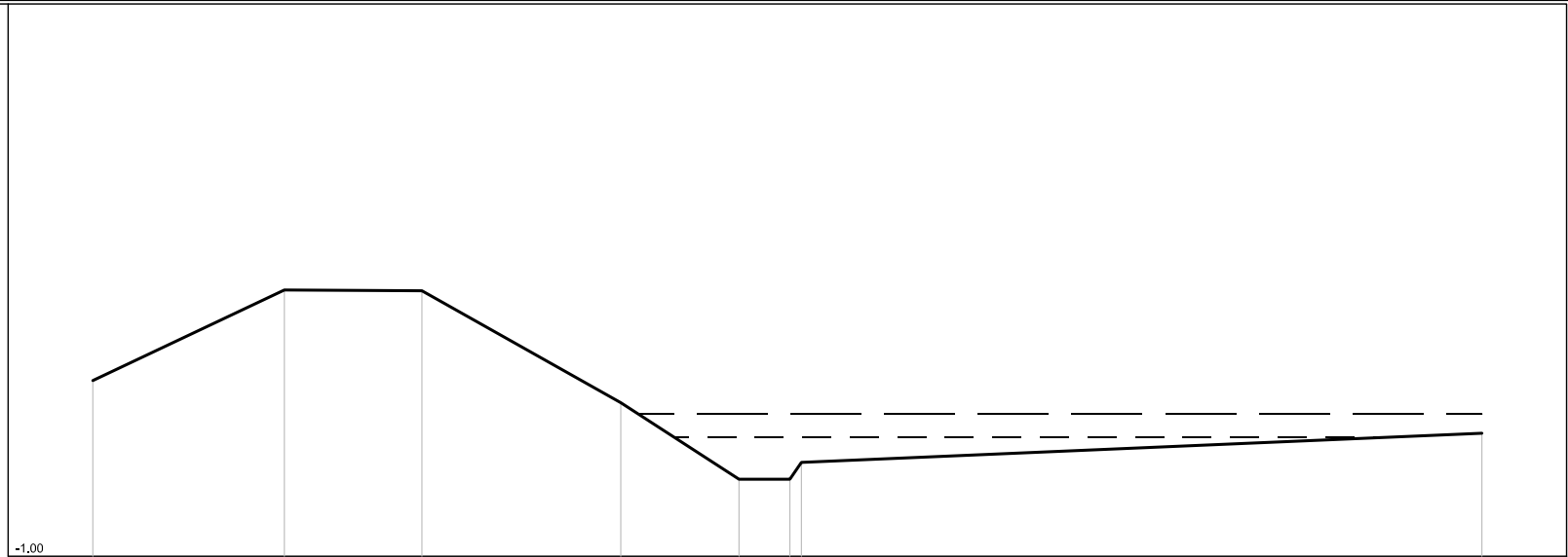
CONTROFOSSA DESTRA T. OSA
 SEZIONE N° 00344__05

LEGENDA:

TR030 H=2.23 m. s.l.m. — — — —

TR200 H=2.86 m. s.l.m. — — — —

SCALA DISTANZE 1:200
 SCALA QUOTE 1:200

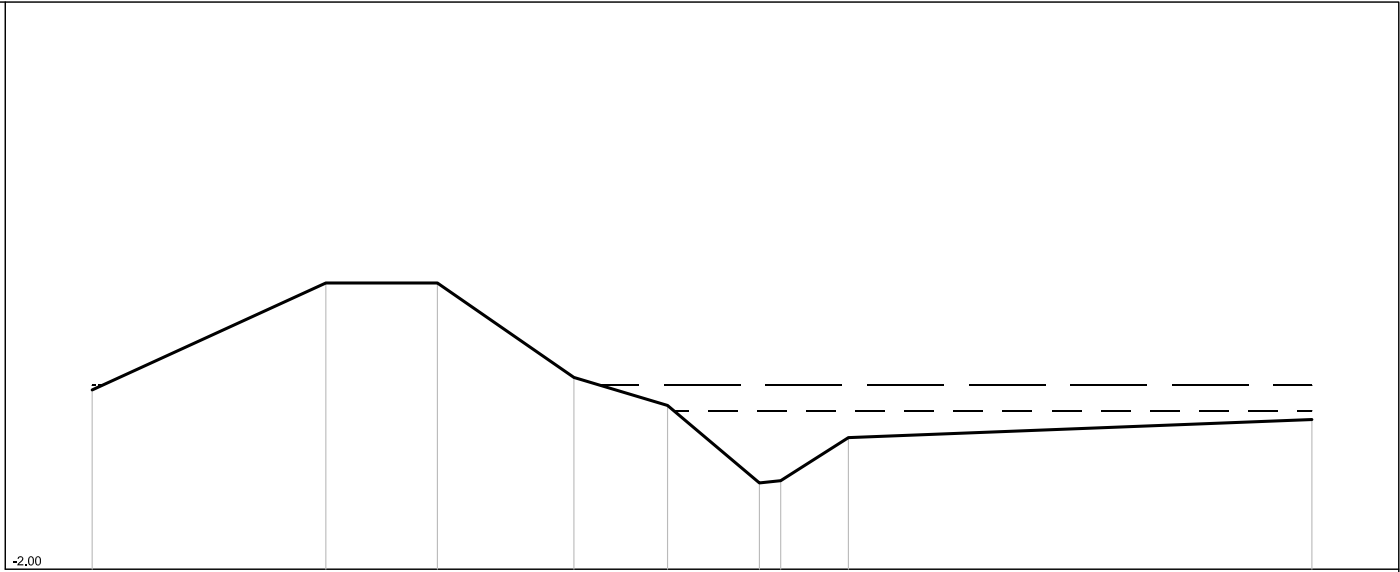


PUNTI	1	2	3	4	5	6	7	8
QUOTE [m s.l.m.]	3.77	6.23	6.21	3.17	1.09	1.09	1.55	2.34
DISTANZE PROGRESSIVE [m]	0.00	5.20	8.93	14.33	17.54	18.92	19.23	37.70
DISTANZE PARZIALI [m]		5.20	3.73	5.40	3.21	1.38	18.47	

CONTROFOSSA DESTRA T. OSA
 SEZIONE N° 00311__05

LEGENDA:
 TR030 H = 2,19 m, s.l.m.
 TR200 H = 2,86 m, s.l.m.

SCALA DISTANZE 1:200
 SCALA QUOTE 1:200



PUNTI	1	2	3	4	5	6	7	8	9
QUOTE [m s.l.m.]	2.74	5.57	5.57	3.07	2.33	0.28	0.34	1.48	1.96
DISTANZE PROGRESSIVE [m]	0.00	6.18	9.13	12.74	15.22	17.65	18.21	20.00	32.26
DISTANZE PARZIALI [m]		6.18	2.95	3.61	2.48	2.43	1.79	12.26	

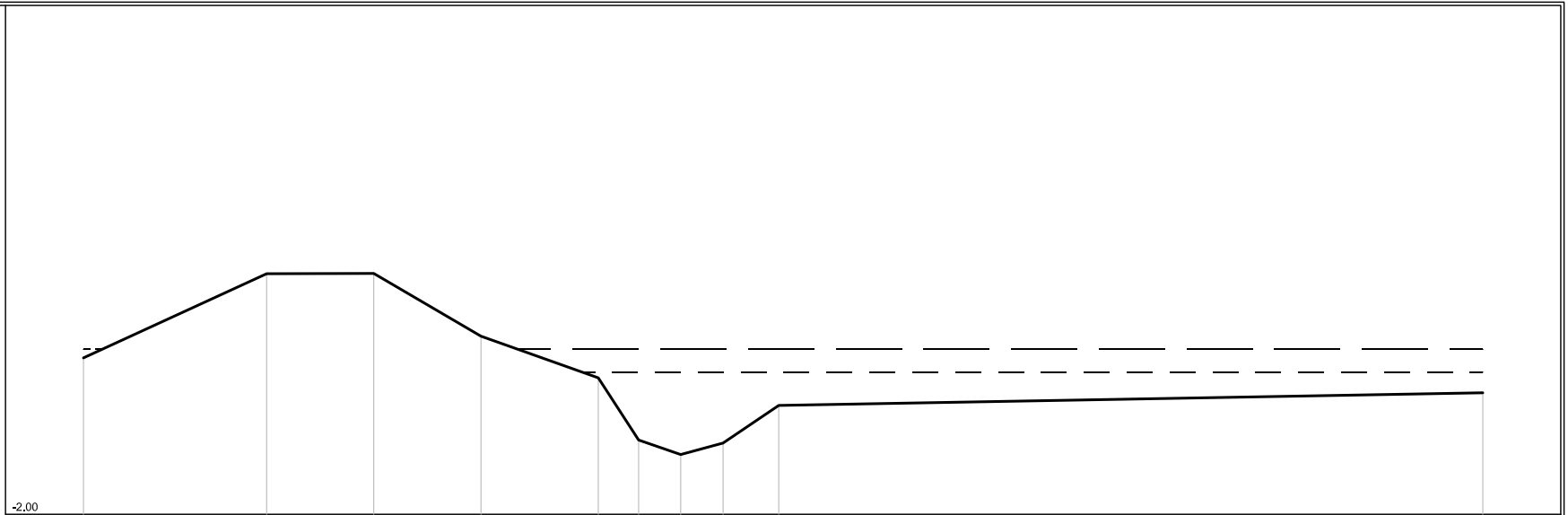
CONTROFOSSA DESTRA T. OSA
SEZIONE N° 00280__05

LEGENDA:

TR030 H = 2,19 m. s.l.m. ---

TR200 H = 2,86 m. s.l.m. ---

SCALA DISTANZE 1:200
SCALA QUOTE 1:200



PUNTI	1	2	3	4	5	6	7	8	9	10
QUOTE [m s.l.m.]	2,61	5,09	5,10	3,25	2,02	0,19	-0,24	0,10	1,21	1,58
DISTANZE PROGRESSIVE [m]	0,00	5,40	8,56	11,72	15,16	16,37	17,61	18,86	20,50	41,26
DISTANZE PARZIALI [m]		5,40	3,16	3,16	3,46	1,19	1,24	1,25	1,64	20,76

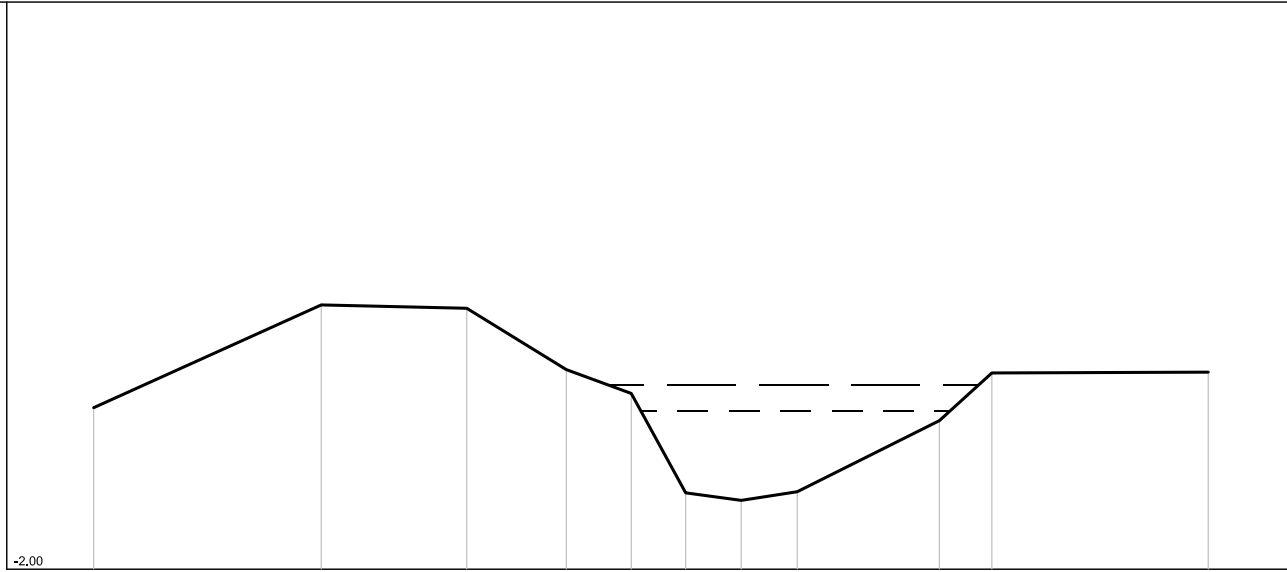
CONTROFOSSA DESTRA T. OSA
 SEZIONE N° 00250__05

LEGENDA:

TR030 H=2,19 m. s.l.m.

TR200 H=2,86 m. s.l.m.

SCALA DISTANZE 1:200
 SCALA QUOTE 1:200



PUNTI	1	2	3	4	5	6	7	8	9	10	11
QUOTE [m s.l.m.]	2,27	4,99	4,90	3,28	2,65	0,02	-0,18	0,05	1,93	3,19	3,21
DISTANZE PROGRESSIVE [m]	0,00	6,02	9,87	12,50	14,22	15,66	17,13	18,61	22,37	23,76	29,46
DISTANZE PARZIALI [m]		6,02	3,85	2,63	1,72	1,44	1,47	1,48	3,76	1,39	5,72

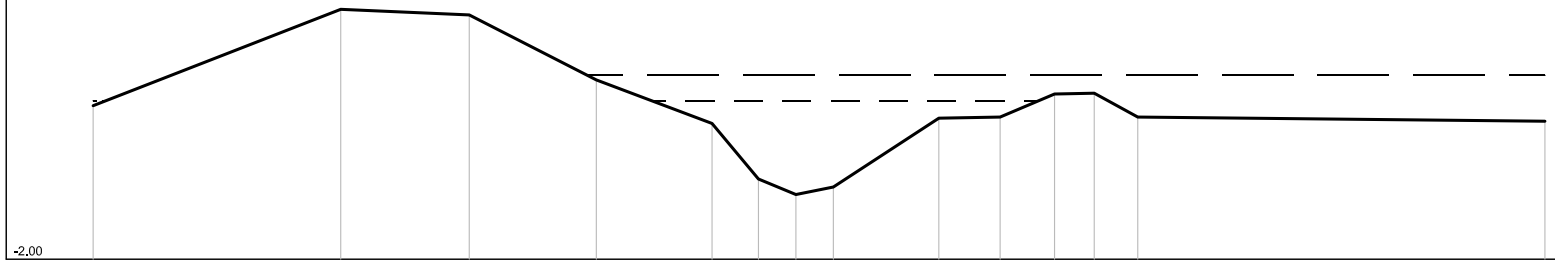
CONTROFOSSA DESTRA T. OSA
SEZIONE N° 00230_05

LEGENDA:

TR030 H = 2.19 m. s.l.m.

TR200 H = 2.86 m. s.l.m.

SCALA DISTANZE 1:200
SCALA QUOTE 1:200



PUNTI	1	2	3	4	5	6	7	8	9	10	11	12	13	14
QUOTE [m s.l.m.]	2.06	4.61	4.46	2.74	1.59	0.12	-0.29	-0.09	1.73	1.76	2.37	2.39	1.76	1.65
DISTANZE PROGRESSIVE [m]	0.00	6.55	9.95	13.31	16.37	17.60	18.59	19.58	22.37	23.99	25.43	26.46	27.63	38.40
DISTANZE PARZIALI [m]		6.55	3.40	3.36	3.06	1.23	0.99	0.99	2.79	1.62	1.44	1.05	1.15	10.77

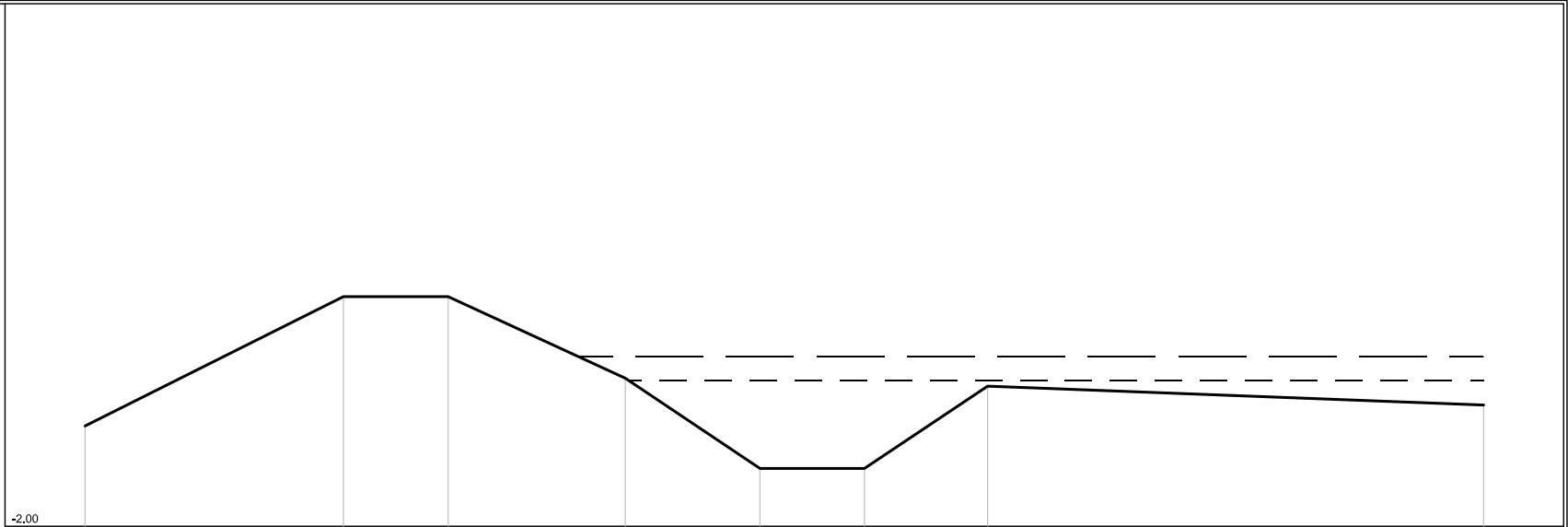
CONTROFOSSA DESTRA T. OSA
SEZIONE N° 00210__09

LEGENDA:

TR030 H = 2.19 m. s.l.m. ---

TR200 H = 2.86 m. s.l.m. ---

SCALA DISTANZE 1:200
SCALA QUOTE 1:200



PUNTI	1	2	3	4	5	6	7	8
QUOTE [m s.l.m.]	0.88	4.59	4.59	2.25	-0.34	-0.34	2.02	1.48
DISTANZE PROGRESSIVE [m]	0.00	7.42	10.43	15.52	19.39	22.39	25.93	40.18
DISTANZE PARZIALI [m]		7.42	3.01	5.09	3.87	3.00	3.54	14.25

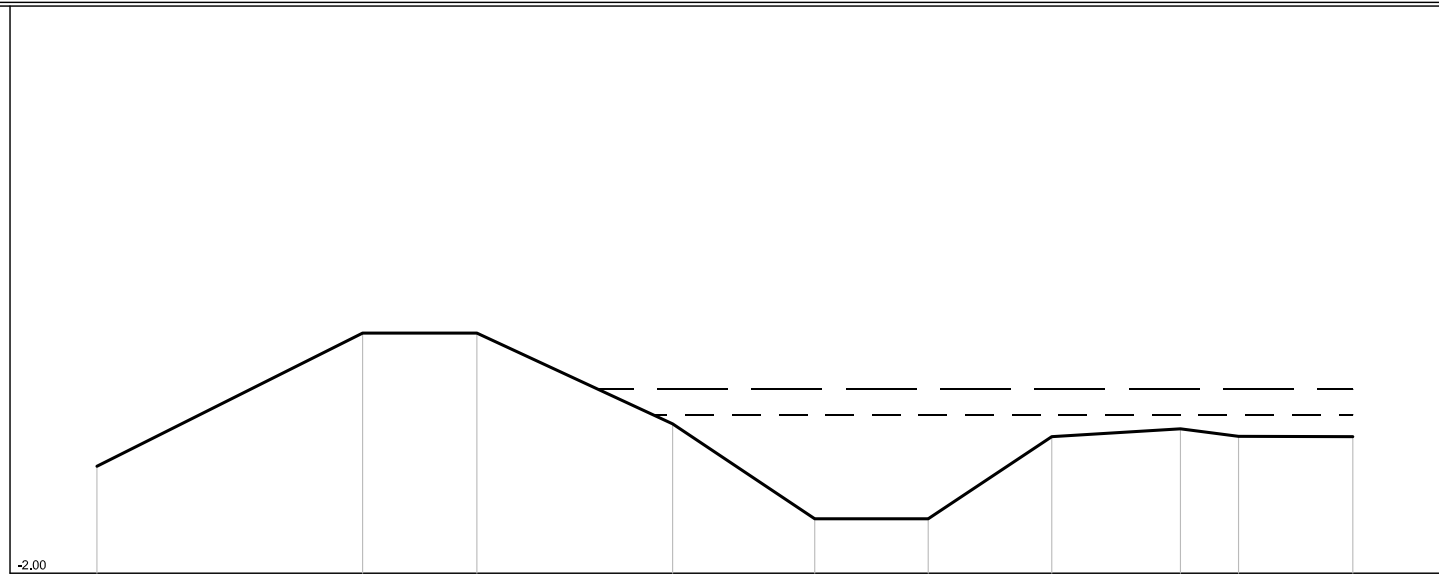
CONTROFOSSA DESTRA T. OSA
 SEZIONE N° 00190_09

LEGENDA:

TR030 H=2.19 m. s.l.m.

TR200 H=2.86 m. s.l.m.

SCALA DISTANZE 1:200
 SCALA QUOTE 1:200



PUNTI	1	2	3	4	5	6	7	8	9	10
QUOTE [m s.l.m.]	0.83	4.35	4.35	1.95	-0.56	-0.56	1.61	1.82	1.62	1.61
DISTANZE PROGRESSIVE [m]	0.00	7.03	10.05	15.23	18.99	21.99	25.26	28.66	30.20	33.22
DISTANZE PARZIALI [m]		7.03	3.02	5.18	3.76	3.00	3.27	3.40	1.54	3.02

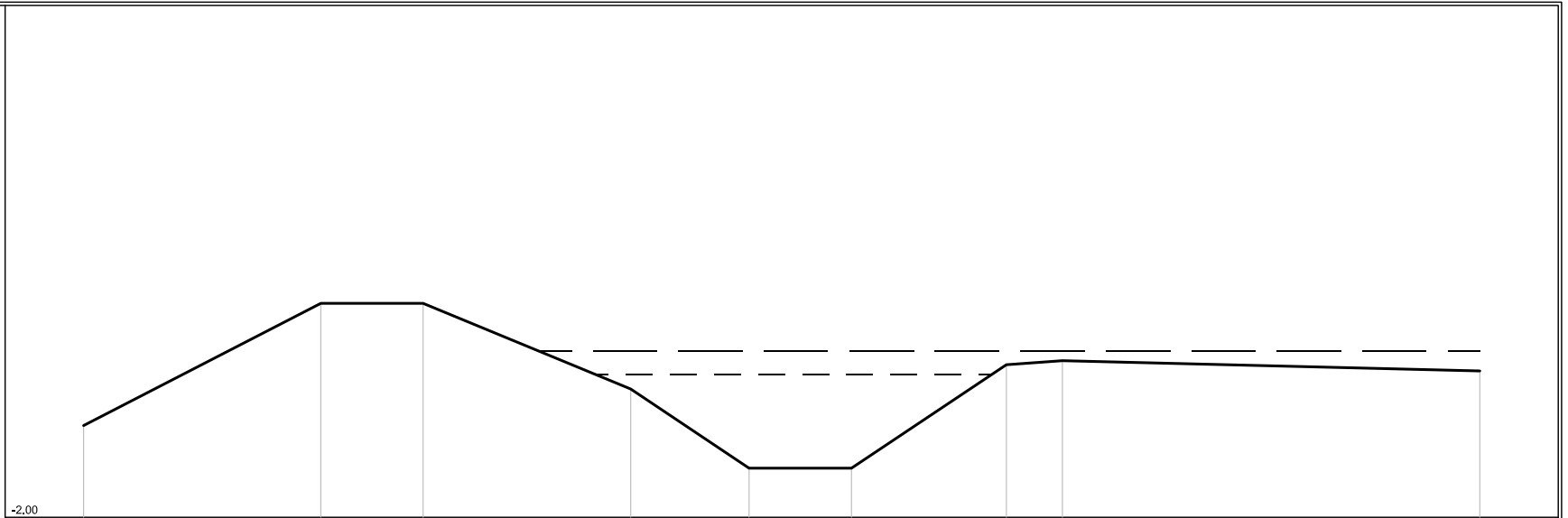
CONTROFOSSA DESTRA T. OSA
 SEZIONE N° 00170_09

LEGENDA:

TR030 H = 2.19 m. s.l.m.

TR200 H = 2.86 m. s.l.m.

SCALA DISTANZE 1:200
 SCALA QUOTE 1:200



PUNTI	1	2	3	4	5	6	7	8	9
QUOTE [m s.l.m.]	0.89	4.27	4.27	1.76	-0.56	-0.56	2.47	2.59	2.29
DISTANZE PROGRESSIVE [m]	0.00	6.95	9.95	16.03	19.50	22.50	27.04	28.68	40.91
DISTANZE PARZIALI [m]		6.95	3.00	6.08	3.47	3.00	4.54	1.64	12.23

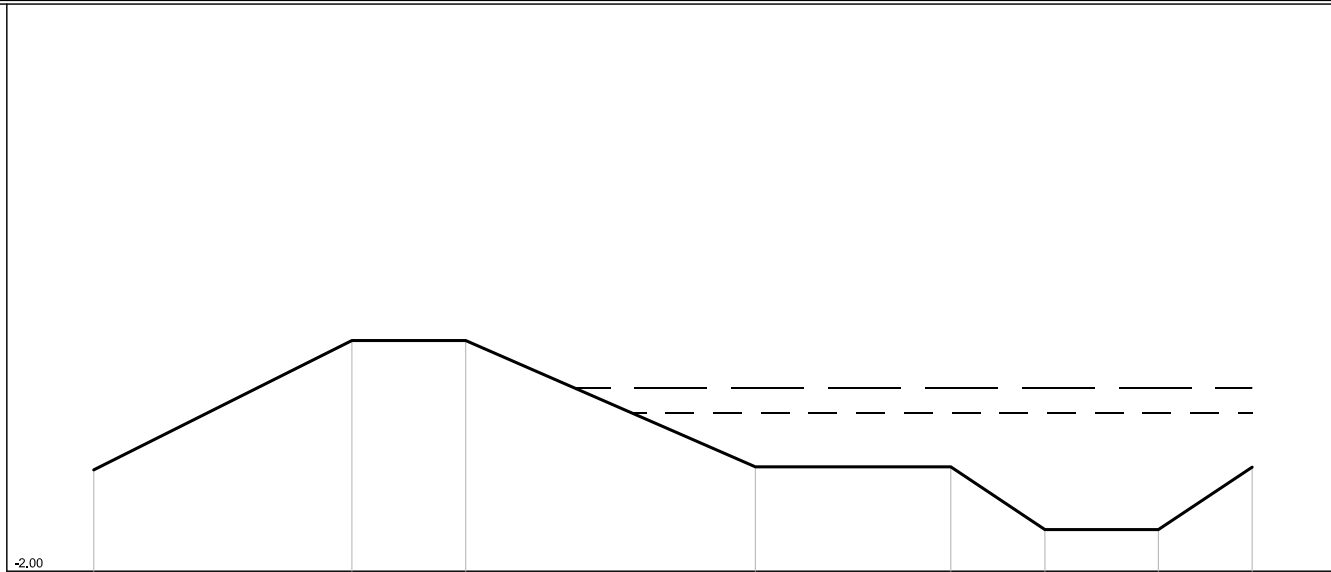
CONTROFOSSA DESTRA T. OSA
 SEZIONE N° 00150_09

LEGENDA:

TR030 H=2,18 m, s.l.m.

TR200 H=2,85 m, s.l.m.

SCALA DISTANZE 1:200
 SCALA QUOTE 1:200



PUNTI	1	2	3	4	5	6	7	8
QUOTE [m s.l.m.]	0,68	4,10	4,10	0,76	0,76	-0,90	-0,90	0,75
DISTANZE PROGRESSIVE [m]	0,00	6,83	9,84	17,50	22,67	25,16	28,16	30,64
DISTANZE PARZIALI [m]		6,83	3,01	7,66	5,17	2,49	3,00	2,48

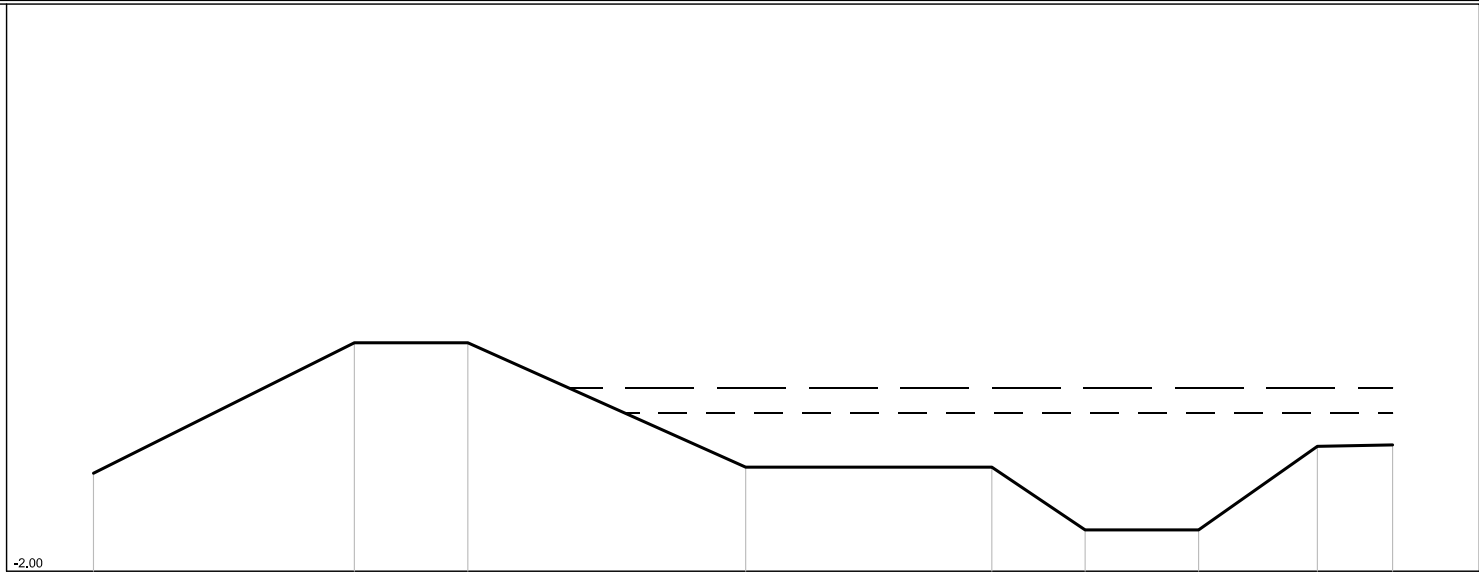
CONTROFOSSA DESTRA T. OSA
SEZIONE N° 00130__09

LEGENDA:

TR030 H=2,18 m. s.l.m. ---

TR200 H=2,85 m. s.l.m. ---

SCALA DISTANZE 1:200
SCALA QUOTE 1:200



PUNTI	1	2	3	4	5	6	7	8	9
QUOTE [m s.l.m.]	0.59	4.04	4.04	0.75	0.75	-0.91	-0.91	1.30	1.34
DISTANZE PROGRESSIVE [m]	0.00	6.90	9.90	17.25	23.76	26.23	29.23	32.37	34.36
DISTANZE PARZIALI [m]		6.90	3.00	7.35	6.51	2.47	3.00	3.14	1.99

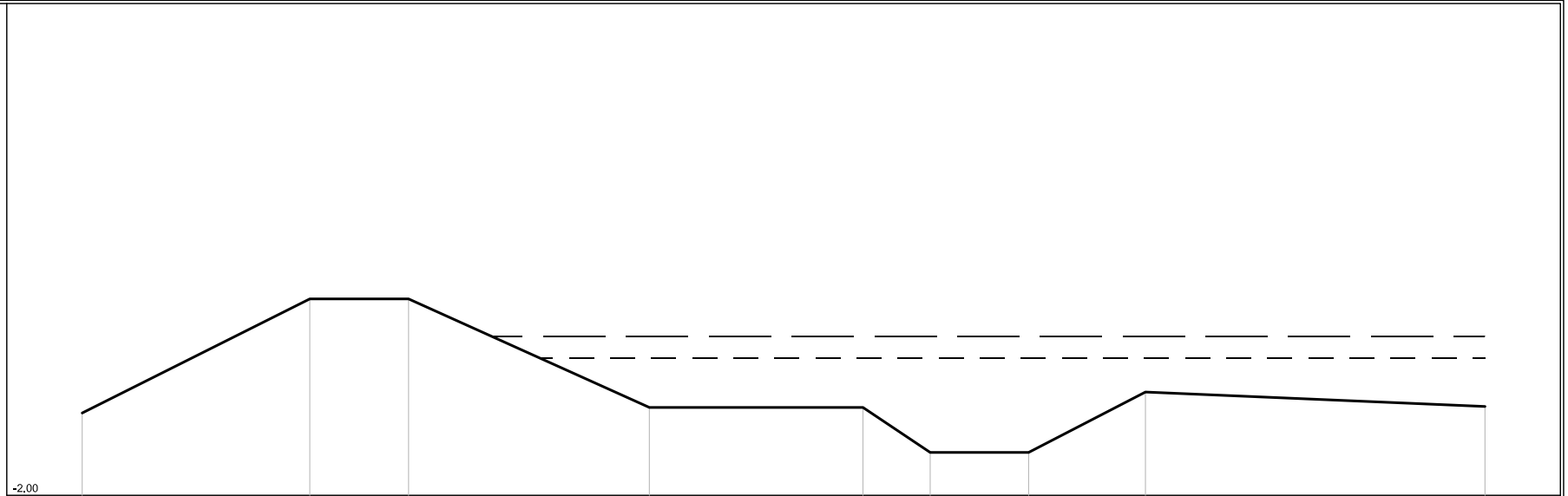
CONTROFOSSA DESTRA T. OSA
SEZIONE N° 00120__09

LEGENDA:

TR030 H=2.18 m. s.l.m. ---

TR200 H=2.85 m. s.l.m. ---

SCALA DISTANZE 1:200
SCALA QUOTE 1:200



PUNTI	1	2	3	4	5	6	7	8	9
QUOTE [m s.l.m.]	0.51	3.99	3.99	0.68	0.68	-0.69	-0.69	1.15	0.71
DISTANZE PROGRESSIVE [m]	0.00	6.94	9.95	17.29	23.80	25.85	28.85	32.41	42.76
DISTANZE PARZIALI [m]		6.94	3.01	7.34	6.51	2.05	3.00	3.56	10.35

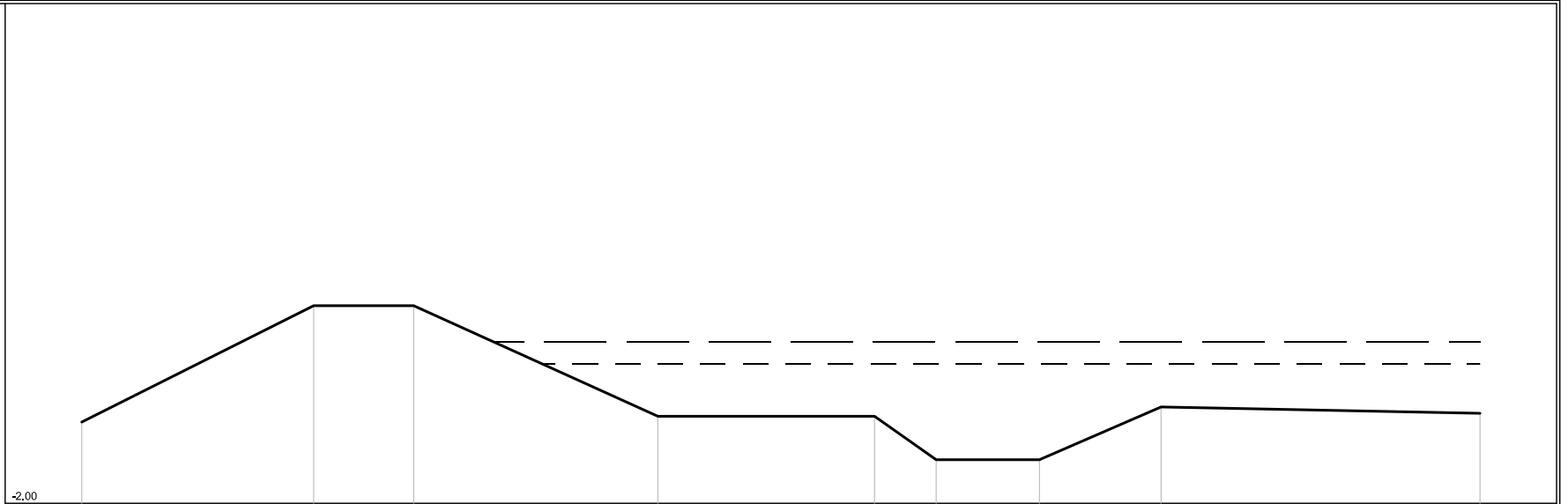
CONTROFOSSA DESTRA T. OSA
 SEZIONE N° 00110__09

LEGENDA:

TR030 H=2,18 m. s.l.m. — — — —

TR200 H=2,85 m. s.l.m. — — — —

SCALA DISTANZE 1:200
 SCALA QUOTE 1:200



PUNTI	1	2	3	4	5	6	7	8	9
QUOTE [m s.l.m.]	0.44	3.93	3.93	0.61	0.61	-0.69	-0.69	0.89	0.70
DISTANZE PROGRESSIVE [m]	0.00	6.96	9.96	17.29	23.79	25.64	28.74	32.39	41.96
DISTANZE PARZIALI [m]		6.96	3.00	7.33	6.50	1.85	3.10	3.65	9.57

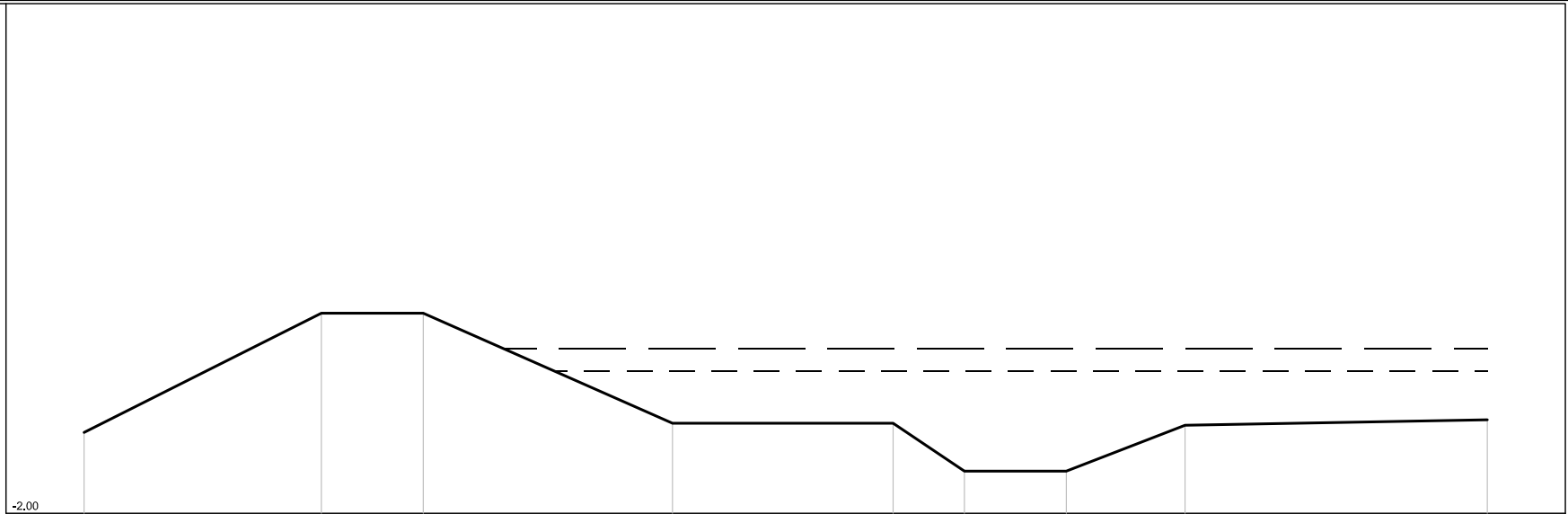
CONTROFOSSA DESTRA T. OSA
SEZIONE N° 00100__09

LEGENDA:

TR030 H=2,18 m. s.l.m. ---

TR200 H=2,85 m. s.l.m. ---

SCALA DISTANZE 1:200
SCALA QUOTE 1:200



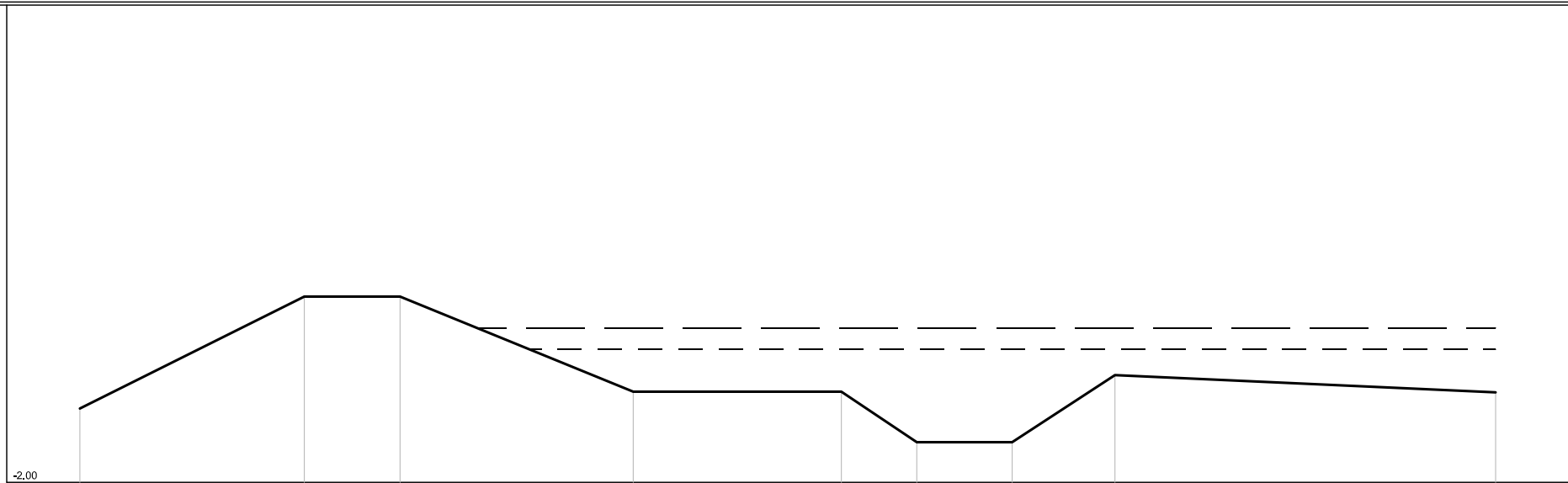
PUNTI	1	2	3	4	5	6	7	8	9
QUOTE [m s.l.m.]	0.38	3.89	3.89	0.65	0.65	-0.76	-0.76	0.59	0.75
DISTANZE PROGRESSIVE [m]	0.00	6.99	9.99	17.33	23.83	25.93	28.93	32.43	41.33
DISTANZE PARZIALI [m]		6.99	3.00	7.34	6.50	2.10	3.00	3.50	8.90

CONTROFOSSA DESTRA T. OSA
 SEZIONE N° 00095_09

LEGENDA:

TR030 H=2.18 m. s.l.m. ---

TR200 H=2.85 m. s.l.m. ---



SCALA DISTANZE 1:200
 SCALA QUOTE 1:200

PUNTI	1	2	3	4	5	6	7	8	9
QUOTE [m s.l.m.]	0.32	3.84	3.84	0.85	0.85	-0.74	-0.74	1.37	0.83
DISTANZE PROGRESSIVE [m]	0.00	7.05	10.06	17.39	23.93	26.30	29.30	32.53	44.49
DISTANZE PARZIALI [m]		7.05	3.01	7.33	6.54	2.37	3.00	3.23	11.96

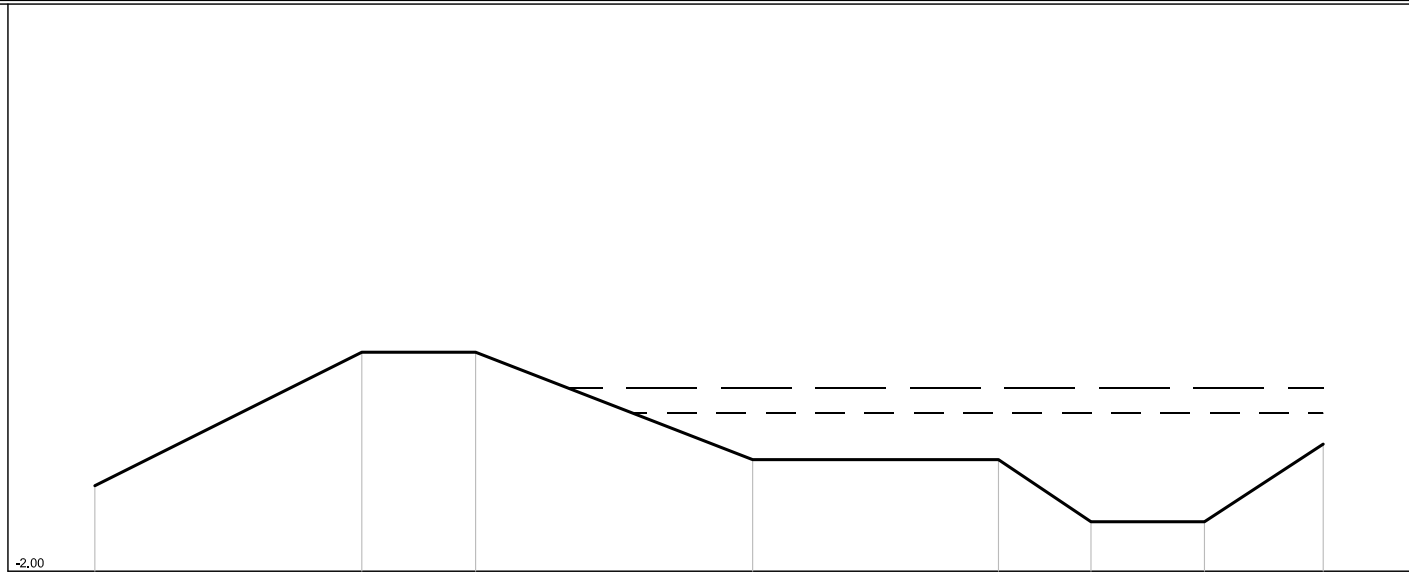
CONTROFOSSA DESTRA T. OSA
 SEZIONE N° 00085_09

LEGENDA:

TR030 H=2,18 m. s.l.m.

TR200 H=2,85 m. s.l.m.

SCALA DISTANZE 1:200
 SCALA QUOTE 1:200



PUNTI	1	2	3	4	5	6	7	8
QUOTE [m s.l.m.]	0,26	3,79	3,79	0,95	0,95	-0,69	-0,69	1,36
DISTANZE PROGRESSIVE [m]	0,00	7,06	10,07	17,40	23,90	26,35	29,35	32,49
DISTANZE PARZIALI [m]		7,06	3,01	7,33	6,50	2,45	3,00	3,14

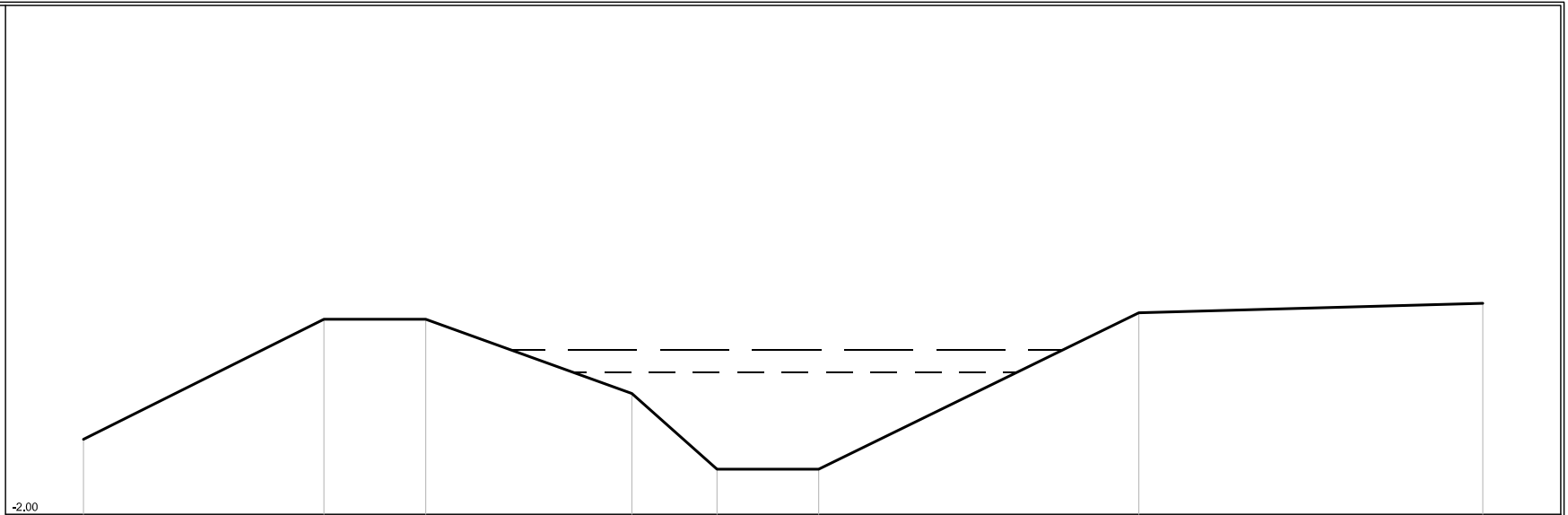
CONTROFOSSA DESTRA T. OSA
SEZIONE N° 00075PA09

LEGENDA:

TR030 H = 2,18 m. s.l.m. ---

TR200 H = 2,85 m. s.l.m. ---

SCALA DISTANZE 1:200
SCALA QUOTE 1:200



PUNTI	1	2	3	4	5	6	7	8
QUOTE [m s.l.m.]	0.21	3.75	3.75	1.56	-0.67	-0.67	3.94	4.22
DISTANZE PROGRESSIVE [m]	0.00	7.09	10.09	16.17	18.68	21.68	31.12	41.26
DISTANZE PARZIALI [m]		7.09	3.00	6.08	2.51	3.00	9.44	10.14

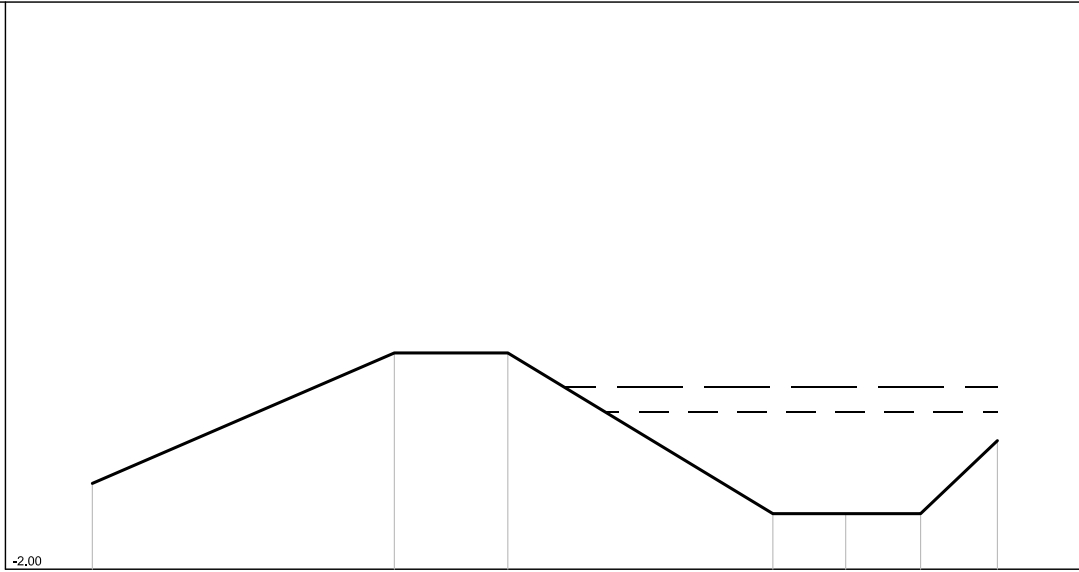
CONTROFOSSA DESTRA T. OSA
 SEZIONE N° 00075PD09

LEGENDA:

TR030 H = 2.17 m. s.l.m.

TR200 H = 2.83 m. s.l.m.

SCALA DISTANZE 1:200
 SCALA QUOTE 1:200



PUNTI	1	2	3	4	5	6	7
QUOTE [m s.l.m.]	0.27	3.72	3.72	-0.53	-0.53	-0.53	1.40
DISTANZE PROGRESSIVE [m]	0.00	7.99	10.99	18.00	19.93	21.91	23.94
DISTANZE PARZIALI [m]		7.99	3.00	7.01	1.93	1.98	2.03

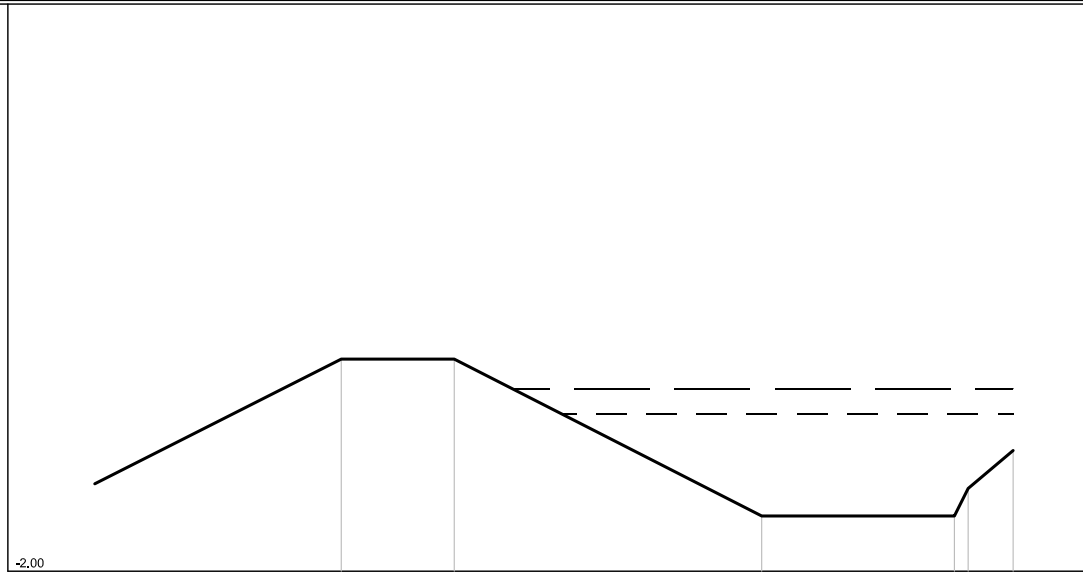
CONTROFOSSA DESTRA T. OSA
 SEZIONE N° 00070__09

LEGENDA:

TR030 H = 2,17 m. s.l.m.

TR200 H = 2,83 m. s.l.m.

SCALA DISTANZE 1:200
 SCALA QUOTE 1:200



PUNTI	1	2	3	4	5	6	7
QUOTE [m s.l.m.]	0,31	3,61	3,61	-0,54	-0,54	0,19	1,19
DISTANZE PROGRESSIVE [m]	0,00	6,52	9,51	17,64	22,74	23,10	24,29
DISTANZE PARZIALI [m]		6,52	2,99	8,13	5,10	1,19	

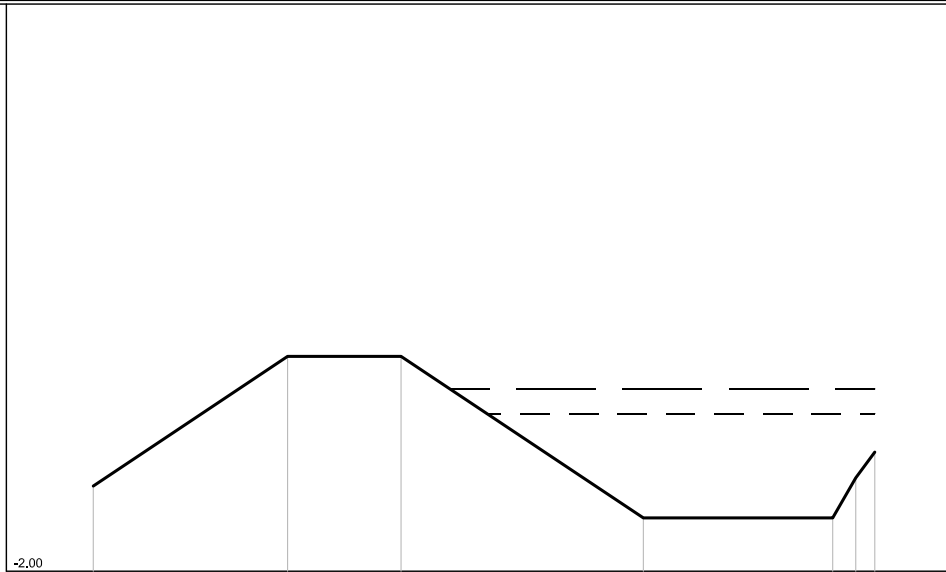
CONTROFOSSA DESTRA T. OSA
 SEZIONE N° 00060__09

LEGENDA:

TR030 H = 2.17 m. s.l.m.

TR200 H = 2.82 m. s.l.m.

SCALA DISTANZE 1:200
 SCALA QUOTE 1:200



PUNTI	1	2	3	4	5	6	7
QUOTE [m s.l.m.]	0.25	3.68	3.68	-0.59	-0.59	0.47	1.15
DISTANZE PROGRESSIVE [m]	0.00	5.14	8.14	14.55	19.56	20.17	20.67
DISTANZE PARZIALI [m]		5.14	3.00	6.41	5.01		

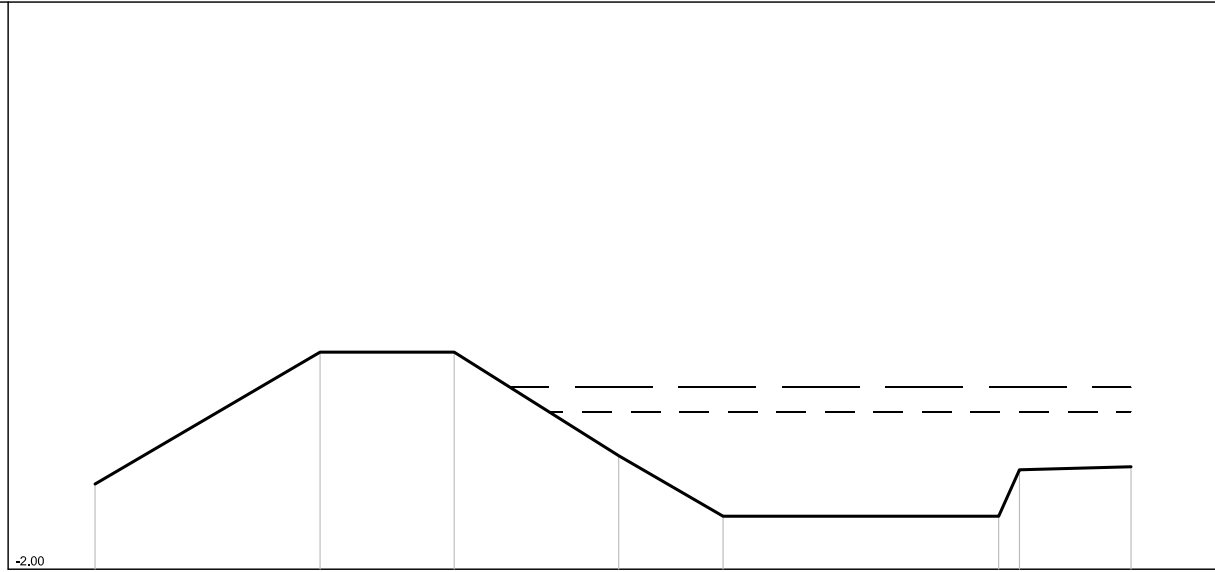
CONTROFOSSA DESTRA T. OSA
 SEZIONE N° 00055PA09

LEGENDA:

TR030 H =2.17 m. s.l.m. ---

TR200 H =2.81 m. s.l.m. ---

SCALA DISTANZE 1:200
 SCALA QUOTE 1:200



PUNTI	1	2	3	4	5	6	7	8
QUOTE [m s.l.m.]	0.25	3.74	3.74	1.00	-0.60	-0.60	0.63	0.71
DISTANZE PROGRESSIVE [m]	0.00	5.95	9.50	13.85	16.61	23.90	24.45	27.40
DISTANZE PARZIALI [m]		5.95	3.55	4.35	2.76	7.29		2.95

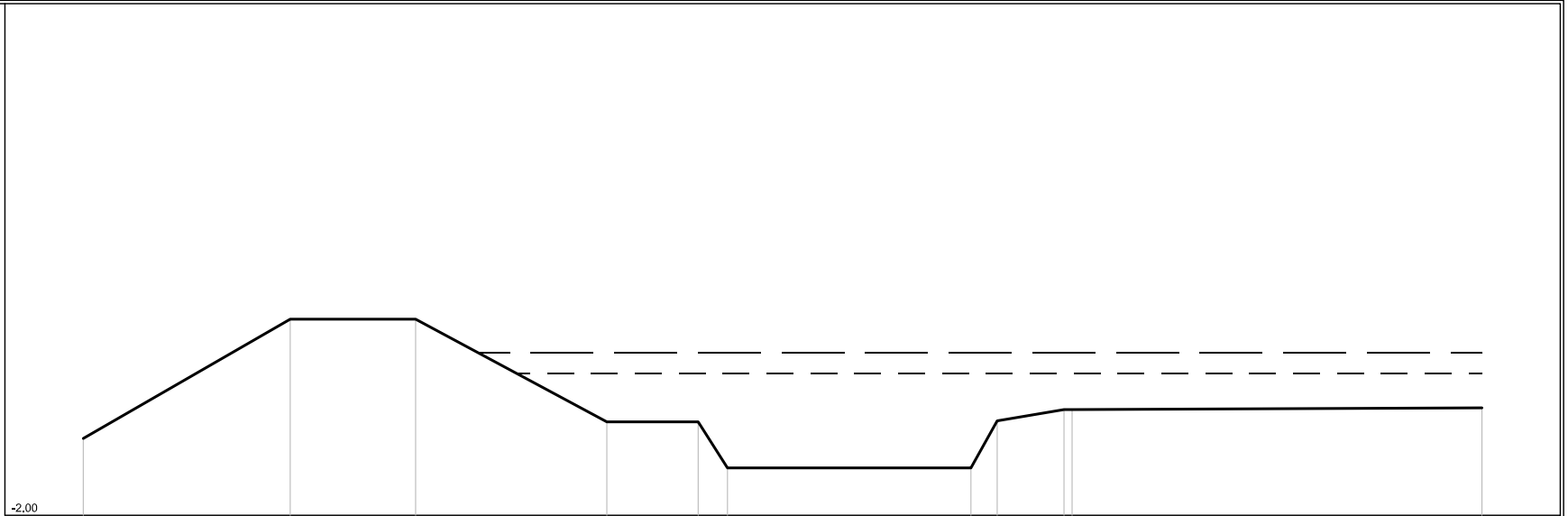
CONTROFOSSA DESTRA T. OSA
SEZIONE N° 00055PD09

LEGENDA:

TR030 H=2.16 m. s.l.m. ---

TR200 H=2.76 m. s.l.m. ---

SCALA DISTANZE 1:200
SCALA QUOTE 1:200



PUNTI	1	2	3	4	5	6	7	8	9	11
QUOTE [m s.l.m.]	0.25	3.75	3.75	0.74	0.74	-0.61	-0.61	0.77	1.10	1.15
DISTANZE PROGRESSIVE [m]	0.00	6.07	9.75	15.36	18.04	18.90	26.04	26.81	28.77	41.03
DISTANZE PARZIALI [m]		6.07	3.68	5.61	2.68		7.14		1.96	12.02

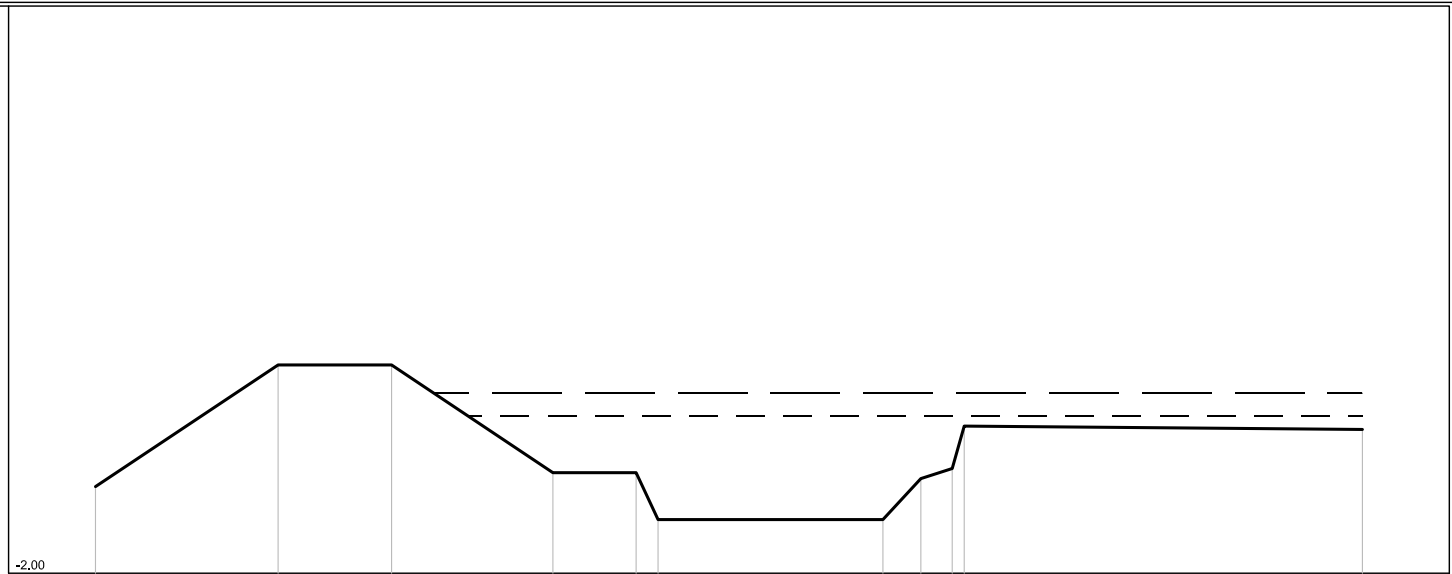
CONTROFOSSA DESTRA T. OSA
 SEZIONE N° 00045__09

LEGENDA:

TR030 H=2.16 m. s.l.m.

TR200 H=2.76 m. s.l.m.


SCALA DISTANZE 1:200
 SCALA QUOTE 1:200




PUNTI	1	2	3	4	5	6	7	8	9	10	11
QUOTE [m s.l.m.]	0.29	3.51	3.51	0.66	0.66	-0.58	-0.58	0.50	0.77	1.89	1.80
DISTANZE PROGRESSIVE [m]	0.00	4.83	7.83	12.10	14.30	14.88	20.83	21.83	22.66	22.96	33.51
DISTANZE PARZIALI [m]		4.83	3.00	4.27	2.20		5.95	1.00			10.53

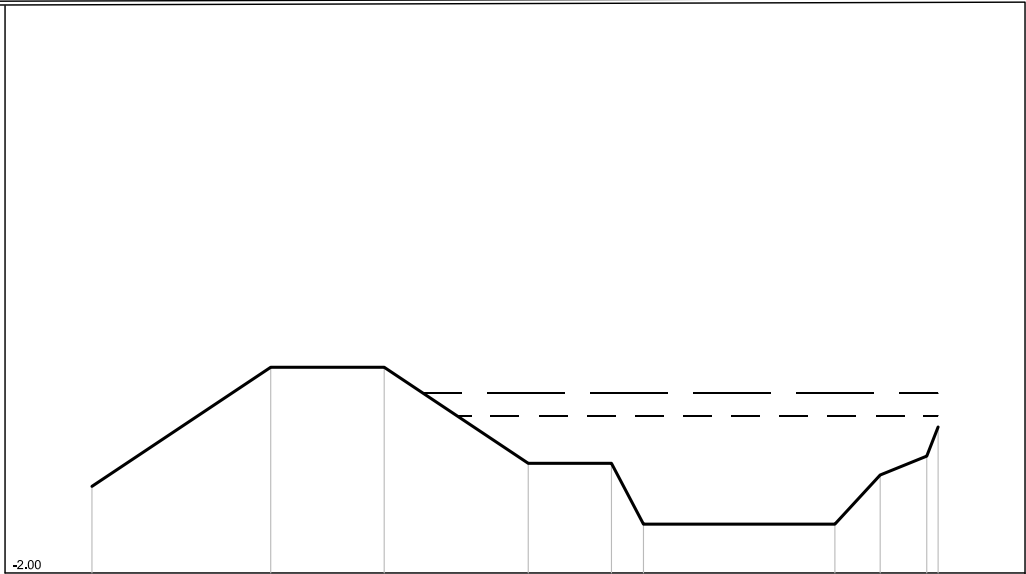
CONTROFOSSA DESTRA T. OSA
 SEZIONE N° 00040_09

LEGENDA:

TR030 H ≈2.16 m. s.l.m. 

TR200 H ≈2.75 m. s.l.m. 

SCALA DISTANZE 1:200
 SCALA QUOTE 1:200



PUNTI	1	2	3	4	5	6	7	8	9	10
QUOTE [m s.l.m.]	0.29	3.44	3.44	0.90	0.90	-0.71	-0.71	0.59	1.08	1.86
DISTANZE PROGRESSIVE [m]	0.00	4.73	7.73	11.54	13.74	14.59	19.65	20.65	22.08	22.38
DISTANZE PARZIALI [m]		4.73	3.00	3.81	2.20		5.06	1.20	1.23	

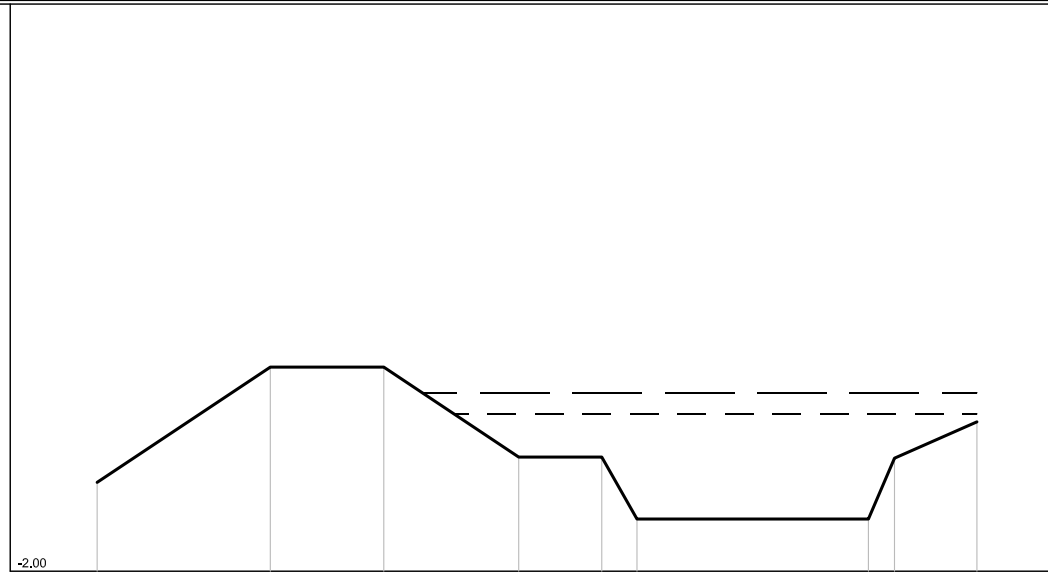
CONTROFOSSA DESTRA T. OSA
SEZIONE N° 00030__09

LEGENDA:

TR030 H=2.16 m. s.l.m. ---

TR200 H=2.72 m. s.l.m. ---

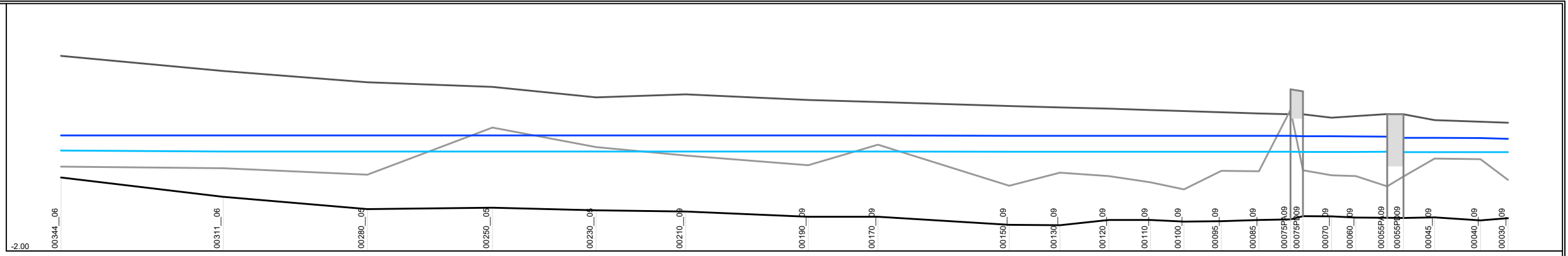
SCALA DISTANZE 1:200
SCALA QUOTE 1:200



PUNTI	1	2	3	4	5	6	7	8	9
QUOTE [m s.l.m.]	0.35	3.40	3.40	1.02	1.02	-0.62	-0.62	0.99	1.95
DISTANZE PROGRESSIVE [m]	0.00	4.58	7.58	11.15	13.35	14.28	20.40	21.09	23.27
DISTANZE PARZIALI [m]		4.58	3.00	3.57	2.20		6.12		2.18

CONTROFOSSA DESTRA T. OSA

SCALA DISTANZE 1:10000
SCALA QUOTE 1:200



SEZIONI	000344_06	000311_06	002280_04	002550_05	002230_04	002210_09	00190_09	00170_09	00150_09	00130_09	00120_09	00110_09	00100_09	00095_09	00085_09	00075PA09	00075PB09	00070_09	00060_09	00055PA09	00055PB09	00045_09	00040_09	00030_09
LIVELLI IDROMETRICI TR200 [m s.l.m.]	2.86	2.86	2.86	2.86	2.86	2.86	2.86	2.86	2.85	2.85	2.85	2.85	2.85	2.85	2.85	2.85	2.85	2.83	2.82	2.81	2.76	2.76	2.75	2.72
LIVELLI IDROMETRICI TR030 [m s.l.m.]	2.23	2.19	2.19	2.19	2.19	2.19	2.19	2.19	2.18	2.18	2.18	2.18	2.18	2.18	2.18	2.18	2.17	2.17	2.17	2.17	2.16	2.16	2.16	2.16
QUOTE FONDO ALVEO [m s.l.m.]	1.09	0.28	-0.24	-0.18	-0.29	-0.34	-0.56	-0.56	-0.90	-0.91	-0.69	-0.69	-0.76	-0.74	-0.69	-0.67	-0.53	-0.54	-0.59	-0.60	-0.61	-0.58	-0.71	-0.62
QUOTE ARGINE SX [m s.l.m.]	6.21	5.57	5.10	4.90	4.46	4.59	4.35	4.27	4.10	4.04	3.99	3.93	3.89	3.84	3.79	3.74	3.74	3.61	3.68	3.74	3.75	3.51	3.44	3.40
QUOTE ARGINE DX [m s.l.m.]	1.55	1.48	1.21	3.19	2.37	2.02	1.61	2.47	0.75	1.30	1.15	0.89	0.59	1.37	1.36	3.4	1.4	1.19	1.15	0.72	1.10	1.89	1.86	0.99
DISTANZE PROGRESSIVE [m]	3128.09	2786.51	2482.81	2219.48	2001.29	1812.44	1554.64	1407.58	1131.20	1024.40	921.69	833.38	763.07	684.64	605.15	538.88	512.57	452.67	401.09	335.03	301.05	235.40	138.82	80.95
DISTANZE PARZIALI [m]		341.58	303.70	263.33	218.19	188.85	257.80	147.06	276.38	106.80	102.71	88.31	70.31	78.43	79.49	66.27	59.90	51.58	66.06	65.65	96.58	57.87		

FOSSO DELLA BUFALARECCIA

FOSSO DELLA BUFALARECCIA
SEZIONE N° 00053_14

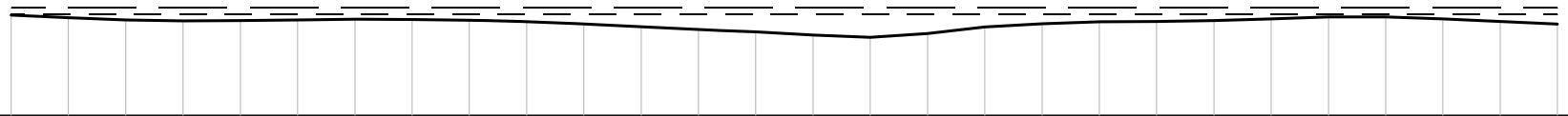
LEGENDA:

TR030 H=5 m, s.l.m.

TR200 H=5,23 m, s.l.m.

SCALA DISTANZE 1:250
SCALA QUOTE 1:250



1,50



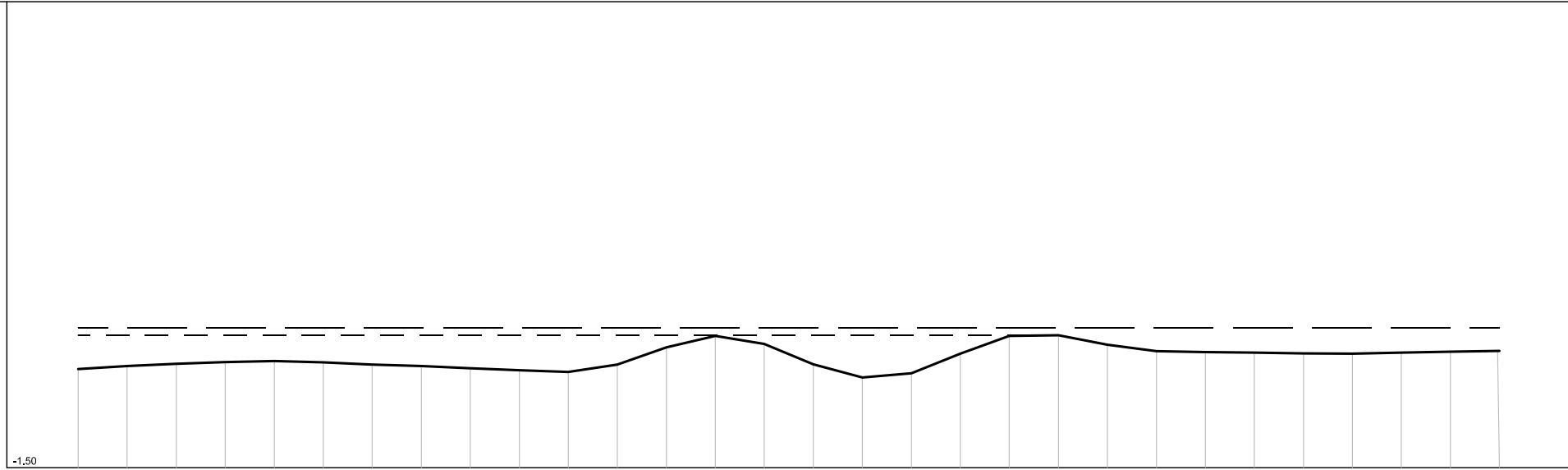
PUNTI	1	2	3	4	5	6	7	8	9	10	11	12	13	14	15	16	17	18	19	20	21	22	23	24	25	26	27	28
QUOTE [m s.l.m.]	4,98	4,89	4,81	4,78	4,79	4,81	4,84	4,83	4,80	4,76	4,67	4,57	4,49	4,40	4,29	4,21	4,34	4,57	4,68	4,75	4,76	4,79	4,85	4,92	4,92	4,85	4,76	4,67
DISTANZE PROGRESSIVE [m]	0,00	1,98	3,97	5,95	7,94	9,92	11,91	13,89	15,87	17,86	19,84	21,83	23,81	25,79	27,78	29,76	31,75	33,73	35,72	37,70	39,68	41,67	43,65	45,64	47,62	49,60	51,59	53,57
DISTANZE PARZIALI [m]		1,98	1,99	1,98	1,99	1,98	1,99	1,98	1,98	1,99	1,98	1,99	1,98	1,99	1,98	1,99	1,98	1,99	1,98	1,98	1,99	1,98	1,99	1,98	1,98	1,99	1,98	1,99

FOSSO DELLA BUFALARECCIA
SEZIONE N° 00026__14

LEGENDA:

TR030 H = 3,83 m. s.l.m.

 TR200 H = 4,14 m. s.l.m.


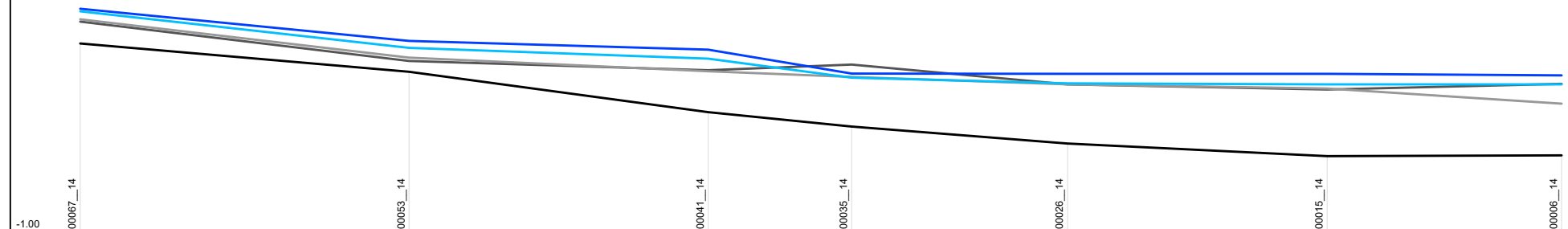
SCALA DISTANZE 1:250
SCALA QUOTE 1:250



PUNTI	9	10	11	12	13	14	15	16	17	18	19	20	21	22	23	24	25	26	27	28	29	30	31	32	33	34	35	36	37	38
QUOTE [m s.l.m.]	2.47	2.59	2.68	2.75	2.79	2.74	2.65	2.59	2.50	2.42	2.35	2.65	3.34	3.80	3.48	2.66	2.13	2.30	3.09	3.80	3.83	3.45	3.19	3.15	3.13	3.10	3.09	3.13	3.17	3.20
DISTANZE PROGRESSIVE [m]	15.79	17.76	19.74	21.71	23.69	25.66	27.63	29.61	31.58	33.56	35.53	37.50	39.48	41.45	43.42	45.40	47.37	49.35	51.32	53.29	55.27	57.24	59.22	61.19	63.16	65.14	67.11	69.08	71.06	73.03
DISTANZE PARZIALI [m]	1.97	1.98	1.97	1.98	1.97	1.97	1.98	1.97	1.98	1.97	1.97	1.98	1.97	1.97	1.98	1.97	1.98	1.97	1.97	1.98	1.97	1.98	1.97	1.97	1.98	1.97	1.97	1.98	1.97	1.97

FOSSO DELLA BUFALARECCIA

SCALA DISTANZE 1:2500
SCALA QUOTE 1:200



SEZIONI

LIVELLI IDROMETRICI TR200 [m s.l.m.]	6.29	5.23	4.94	4.15	4.14	4.14	4.09
LIVELLI IDROMETRICI TR030 [m s.l.m.]	6.20	5.00	4.64	4.02	3.83	3.80	3.80
QUOTE FONDO ALVEO [m s.l.m.]	5.14	4.21	2.88	2.41	1.85	1.43	1.46
QUOTE ARGINE SX [m s.l.m.]	5.86	4.57	4.26	4.45	3.80	3.63	3.81
QUOTE ARGINE DX [m s.l.m.]	5.94	4.68	4.23	4.04	3.80	3.66	3.16
DISTANZE PROGRESSIVE [m]	667.62	532.22	409.04	350.01	261.12	154.21	57.63
DISTANZE PARZIALI [m]		135.40	123.18	59.03	88.89	106.91	96.58